

Battle Creek, MI

The National Community Survey

Report of Results
2025

Report by:



Visit us online!
www.polco.us



National Research Center at Polco is a charter member of the AAPOR Transparency Initiative, providing clear disclosure of our sound and ethical survey research practices.

About The NCS™

The National Community Survey™ (The NCS™) report is about the “livability” of Battle Creek. A livable community is a place that is not simply habitable, but that is desirable. It is not only where people do live, but where they want to live. The survey was developed by the experts from National Research Center at Polco.

Great communities are partnerships of the government, private sector, community-based organizations and residents, all geographically connected. The NCS captures residents’ opinions considering ten central facets of a community:

- Economy
- Mobility
- Community Design
- Utilities
- Safety
- Natural Environment
- Parks and Recreation
- Health and Wellness
- Education, Arts, and Culture
- Inclusivity and Engagement



POWERED BY POLCO



Survey responses in the City of Battle Creek were collected from June 30th, 2025 to August 22nd, 2025. The margin of error around any reported percentage is 3.9% for all respondents and the response rate for the 2025 survey was 22%. Survey results were weighted so that the demographic profile of respondents was representative of the demographic profile of adults in Battle Creek. Two methods were used to solicit participation: a random sample mailed survey and an open participation survey available to all residents. The City of Battle Creek opted to combine open participation survey results with responses from the probability sample survey, for a total of 628 completed surveys, to ensure robust findings that were representative of their residents' opinions.



How the results are reported

For the most part, the percentages presented in the following tabs represent the “percent positive.” Most commonly, the percent positive is the combination of the top two most positive response options (i.e., excellent/good, very safe/somewhat safe, etc.). On many of the questions in the survey respondents may answer “don’t know.” The proportion of respondents giving this reply is shown in the full set of responses included in the tab “Complete data.” However, these responses have been removed from the analyses presented in most of the tabs. In other words, the tables and graphs display the responses from respondents who had an opinion about a specific item.

Comparisons to benchmarks

NRC's database of comparative resident opinion is comprised of resident perspectives gathered in surveys from over 500 communities whose residents evaluated the same kinds of topics on The National Community Survey. The comparison evaluations are from the most recent survey completed in each community in the last five years. NRC adds the latest results quickly upon survey completion, keeping the benchmark data fresh and relevant. The communities in the database represent a wide geographic and population range. In each tab, Battle Creek's results are noted as being "higher" than the benchmark, "lower" than the benchmark, or "similar" to the benchmark, meaning that the average rating given by Battle Creek residents is statistically similar to or different (greater or lesser) than the benchmark. Being rated as "higher" or "lower" than the benchmark means that Battle Creek's average rating for a particular item was more than 10 points different than the benchmark. If a rating was "much higher" or "much lower," then Battle Creek's average rating was more than 20 points different when compared to the benchmark.

In addition to these national benchmarks, comparisons were also made to a smaller cohort of communities that aligned more closely to the demographics in Battle Creek. This cohort included Fort Pierce, Sanford, Titusville (Florida), Twin Falls (Idaho), Moline (Illinois), Mankato (Minnesota), Hamilton, Lima (Ohio), Bartlesville (Oklahoma), Apache Junction, Lake Havasu City, Prescott (Arizona), Clatsop County, Corvallis (Oregon), State College (Pennsylvania), Kingsport (Tennessee), Huntsville (Texas), Charlottesville (Virginia). Comparisons to these communities can be found throughout the report and in a separate table in the Custom Benchmarks tab.

Trends over time

Trend data for Battle Creek represent important comparison data and should be examined for improvements or declines.¹ Deviations from stable trends over time represent opportunities for understanding how local policies, programs, or public information may have affected residents' opinions. Changes between survey years have been noted with an arrow and the percent difference. If the difference is greater than seven percentage points between the 2022 and 2025 surveys, the change is statistically significant.

1. In 2020, The NCS survey was updated to include new and refreshed items. Consequently, some of the trends may be impacted due to wording modifications that could have potentially altered the meaning of the item for the respondent.

Selecting survey recipients

All households within the City of Battle Creek were eligible to participate in the survey. A list of all households within the zip codes serving Battle Creek was purchased from Polco's mailing vendor, Go-Dog Direct, based on updated listings from the United States Postal Service. Since some of the zip codes that serve the City of Battle Creek households may also serve addresses that lie outside of the community, the exact geographic location of each housing unit was compared to community boundaries using the most current municipal boundary file. Addresses located outside of the City of Battle Creek boundaries were removed from the list of potential households to survey. From that list, addresses were randomly selected as survey recipients, with multi-family housing units (defined as those with a unit number) sampled at a rate of 5:3 compared to single family housing units.

Instructions provided on survey materials indicated that an adult, age 18 or older, was to take the survey.

Conducting the survey

The 3000 randomly selected households received mailings beginning on June 30th, 2025 and data collection for the survey remained open for seven weeks. The first mailing was a postcard inviting the household to participate in the survey. The next mailing contained a cover letter with instructions, the survey questionnaire, and a postage-paid return envelope. All mailings included a web link to give residents the opportunity to respond to the survey online, as well as QR codes to further encourage participation. All follow-up mailings asked those who had not completed the survey to do so, and those who had already done so to refrain from completing the survey again.

The survey was available in English, Burmese and Spanish. All mailings contained paragraphs in all languages instructing participants on how to complete the survey in their preferred language.

About 4% of the 3000 mailed invitations or surveys were returned because the household address was vacant or the postal service was unable to deliver the survey as addressed. Of the remaining 2869 households that received the invitations to participate, 240 completed the survey, providing an overall response rate of 8%. Of the 240 responses, 238 were completed in English, 1 was completed in Spanish, and 1 was completed in Burmese. The response rate was calculated using AAPOR's response rate #2 for mailed surveys of unnamed persons.²

It is customary to describe the precision of estimates made from surveys by a "level of confidence" and accompanying "confidence interval" (or margin of error). A traditional level of confidence, and the one used here, is 95%. The 95% confidence interval can be any size and quantifies the sampling error or imprecision of the survey results because some residents' opinions are relied on to estimate all residents' opinions. The margin of error for the City of Battle Creek survey is no greater than plus or minus 6.3 percentage points around any given percent reported for all respondents (240 completed surveys).

In addition to the randomly selected "probability sample" of households, a link to an online open-participation survey was publicized by the City of Battle Creek. The open-participation survey was identical to the random sample survey, with two small updates; it asked a question to confirm the respondent was a resident of Battle Creek and also a question about where they heard about the survey. The open-participation survey was open to all city residents and became available on July 28th, 2025. The survey remained open for 3 weeks. The 390 open participation survey responses were combined with the responses from the probability sample survey, for a total of 628 completed surveys. As part of this process, comparisons were made between the two datasets to determine if any major differences were present. The combined dataset was then weighted to ensure demographic and geographic representativeness. The results in this report are based on the responses from both data collection efforts.

Analyzing the data

Responses from mailed surveys were entered into an electronic dataset using a "key and verify" method, where all responses are entered twice and compared to each other. Any discrepancies were resolved in comparison to the original survey form. Range checks as well as other forms of quality control were also performed. Responses from surveys completed on Polco were downloaded and merged with the mailed survey responses.

The demographics of the survey respondents were compared to those found in the 2020 Census and 2023 American Community Survey estimates for adults in the City of Battle Creek. The primary objective of weighting survey data is to make the survey respondents reflective of the larger population of the community.

The characteristics used for weighting were age, sex, race, Hispanic origin, housing type, housing tenure, and area. No adjustments were made for design effects. Weights were calculated using an iterative, multiplicative raking model known as the ANES Weighting Algorithm.³ The results of the weighting scheme for the probability sample are presented in the following table.

NRC aligns demographic labels with those used by the U.S. Census for reporting purposes, when possible. Some categories (e.g., age, race/Hispanic origin, housing type, and length of residency) are combined into smaller subgroups.

		Unweighted	Weighted	Target ⁴
Age	18-34	13%	28%	29%
	35-54	35%	34%	34%
	55+	53%	38%	37%
Area	Area 1	9%	2%	2%
	Area 2	4%	7%	7%
	Area 3	3%	9%	9%
	Area 4	8%	11%	11%
	Area 5	20%	12%	12%
	Area 6	7%	13%	13%
	Area 7	6%	15%	15%
	Area 8	19%	15%	15%
	Area 9	23%	16%	16%
Housing tenure	Own	86%	65%	65%
	Rent	14%	34%	35%
Housing type	Attached	15%	29%	29%
	Detached	85%	69%	71%
Sex	Man	37%	48%	48%
	Woman	63%	52%	52%
Sex/age	Man 18-34	4%	15%	15%
	Man 35-54	12%	16%	16%
	Man 55+	21%	18%	17%
	Woman 18-34	8%	14%	14%
	Woman 35-54	23%	18%	18%
	Woman 55+	32%	20%	20%

The survey datasets were analyzed using all or some of a combination of the Statistical Package for the Social Sciences (SPSS), R, Python and Tableau. For the most part, the percentages presented in the reports represent the “percent positive.” The percent positive is the combination of the top two most positive response options (i.e., excellent/good, very safe/somewhat safe, essential/very important, etc.), or, in the case of resident behaviors/participation, the percent positive represents the proportion of respondents indicating “yes” or participating in an activity at least once a month.

On many of the questions in the survey respondents may answer “don’t know.” The proportion of respondents giving this reply is shown in the full set of responses included in the tab “Complete data”. However, these responses have been removed from the analyses presented in the reports. In other words, the tables and graphs display the responses from respondents who had an opinion about a specific item.

Contact

The City of Battle Creek funded this research. Please contact Breanne Humphreys of the City of Battle Creek at bshumphreys@battlecreekmi.gov if you have any questions about the survey.

Study Limitations

All public opinion research is subject to unmeasured error. While the methodologies employed for this survey were designed to minimize this error as much as possible, these other sources of potential error should be acknowledged. **Non-response error** arises when those who were selected to participate in the survey did not do so, and may have different opinions or experiences than those who did respond. **Coverage error** refers to the possibility that some respondents that should have been included in the surveyed population were not (e.g., for a general resident survey, USPS mailing lists may exclude certain types of housing units, such as multi-family buildings where mail is delivered to a common area rather than to a specific unit (though this is rare), or where mail is received at a PO box instead of the at household's physical location. Finally, **recall bias** occurs when respondents may not perfectly remember their experiences in the past year (such as participation in social or civic events), and **social desirability bias** may cause respondents to answer in ways they think cast their responses in a more favorable light.

Survey Validity

See the Polco Knowledge Base article on survey validity at <https://blog.polco.us/polco-knowledgebase/margin-of-error-and-confidence-level-in-survey-results..>

Key Findings

Highest-performing areas:

Confidence in governance is improving.

- Despite national declining attitudes towards government, about 5 in 10 residents expressed positive views of overall confidence in City of Battle Creek governance, a statistically significant improvement since the last survey.
- Community members reported feeling positively about the City's willingness to inform residents about issues facing the community, increasing from 3 in 10 residents to 4 in 10 residents since 2022.
- A majority of respondents (57%) rated overall customer service by City employees as excellent or good.

Respondents value the quality of life and safety in Battle Creek.

- Half of participants would recommend living in Battle Creek to someone who asks, and 7 in 10 residents reported that they plan to remain in Battle Creek for the next five years.
- About 7 in 10 respondents rate their neighborhood as an excellent or good place to live, a statistically significant increase since 2022.
- Most participants felt very or somewhat safe in their neighborhood during the day (85%), 9 percentage points higher than 2022.
- Community members were satisfied with the City's preservation of the historical or cultural character of the community, increasing from 38% in 2022 to 51% in 2025.

Community members feel included and praise their opportunities to engage.

- About 6 in 10 respondents rate Battle Creek highly for its ability to attract people from diverse backgrounds as well as valuing and respecting residents from diverse backgrounds, both of which exceeded the ratings from 2022.
- Roughly half of participants noted that they had excellent or very good opportunities to participate in community matters which was an improvement since 2022 (by 18 percentage points).
- Positive ratings for opportunities to attend special events and festivals also increased significantly since 2022, moving upward by 17 p..

Other notable results:

Battle Creek residents use a variety of sources for City information.

- The City website (battlecreekmi.gov) is the biggest source for residents, with about 5 in 10 indicating it's a major source.
- Other notable sources include social media (e.g., Facebook, Instagram, Nextdoor), local news outlets (TV, radio, newspaper), and printed mailers or flyers.
- Most respondents stated that they do not regularly use AccessVision (TV or online), with almost 8 in 10 choosing "less often or never" when asked.

Areas of greatest change since 2022:

Of the 121 evaluative questions included on both the 2022 and current survey iterations, 67 were statistically similar to previous results. Upward trends were seen in 38 items, while 16 ratings decreased since 2022. The most significant of those trends are listed below.

Increases

- Openness and acceptance of the community toward people of diverse backgrounds (+18%)
- Opportunities to attend special events and festivals (+17%)
- Valuing/respecting residents from diverse backgrounds (+14%)
- Preservation of the historical or cultural character of the community (+12%)

Decreases


- Overall quality of the transportation system (auto, bicycle, foot, bus) in Battle Creek (-12%)
- Employment opportunities (-12%)
- Traffic flow on major streets (-12%)
- Overall quality of parks and recreation opportunities (-9%)

Facets of livability

Every jurisdiction must balance limited resources while meeting resident needs and striving to optimize community livability. To this end, it is helpful to know what aspects of the community are most important to residents and which they perceive as being of higher or lower quality. It is especially helpful to know when a facet of livability is considered of high importance but rated as lower quality, as this should be a top priority to address.

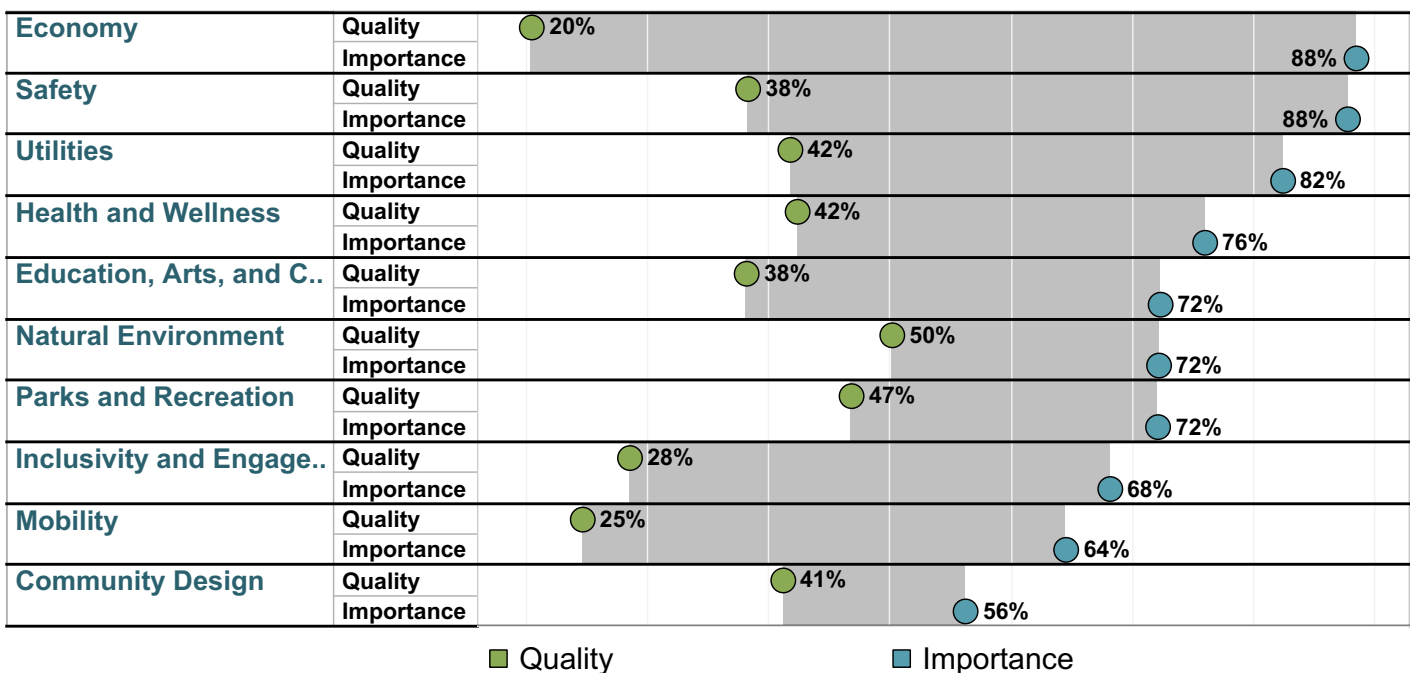
Quality and Importance by the Numbers

The table below shows the proportion of residents who rated the community facets positively for quality and the priority (importance) placed on each. Also displayed is whether local quality ratings were lower, similar, or higher t..



Quality/Importance Gap Analysis

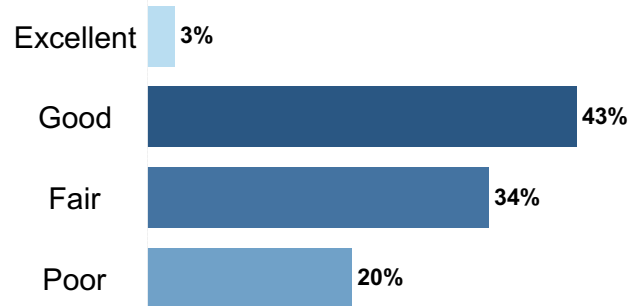
The gap analysis chart below shows the same data as above; however, this chart more clearly illustrates the comparative differences in quality and importance ratings for each facet, as well as the absolute ratings for each.



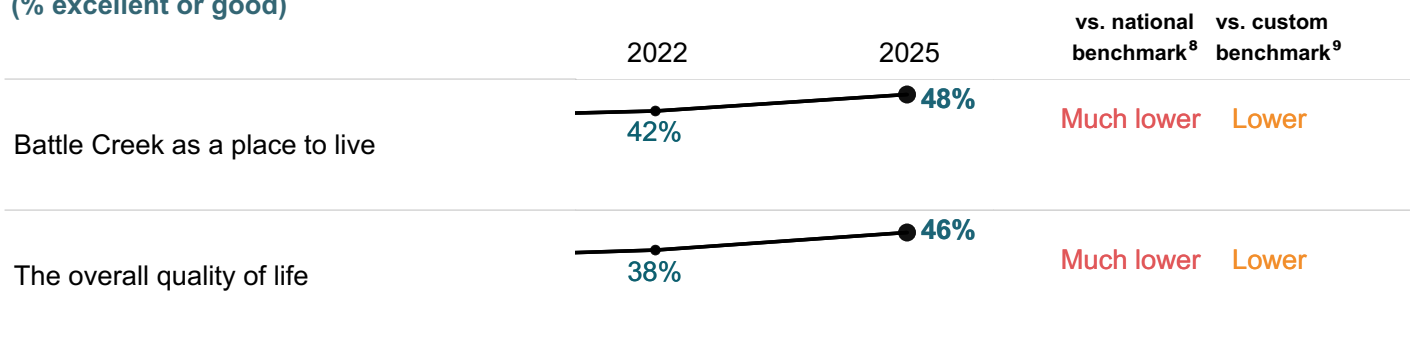
Quality of Life

Measuring community livability starts with assessing the quality of life of those who live there, and ensuring that the community is attractive, accessible, and welcoming to all.

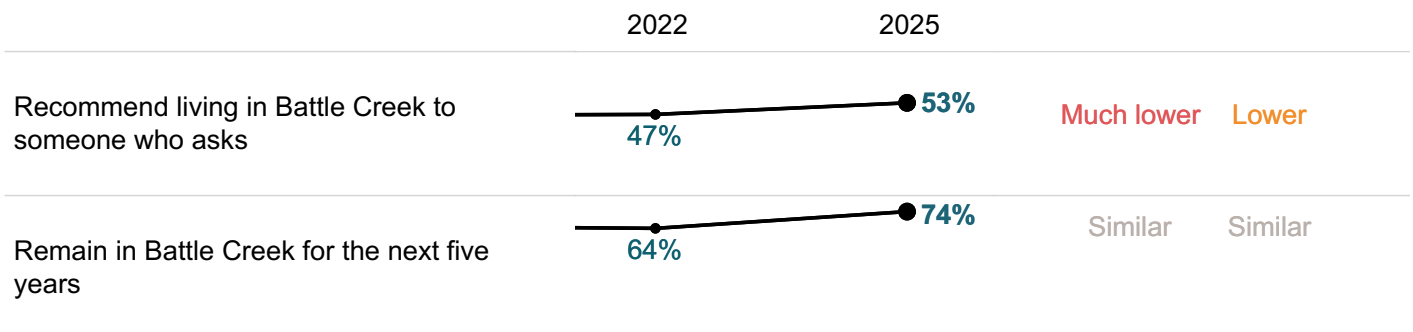
The overall quality of life in Battle Creek, 2025



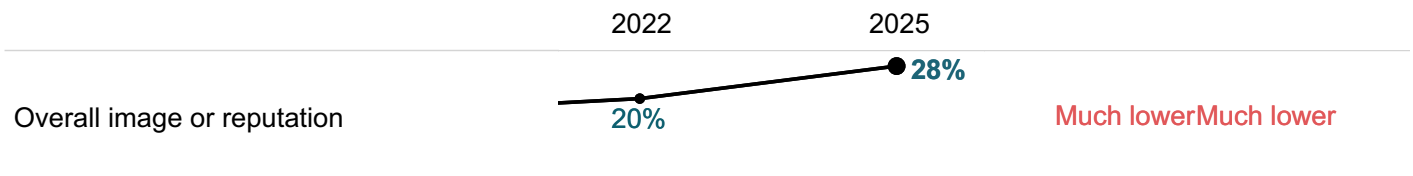
Please rate each of the following aspects of quality of life in Battle Creek. (% excellent or good)



Please indicate how likely or unlikely you are to do each of the following. (% very or somewhat likely)



Please rate each of the following in the Battle Creek community. (% excellent or good)



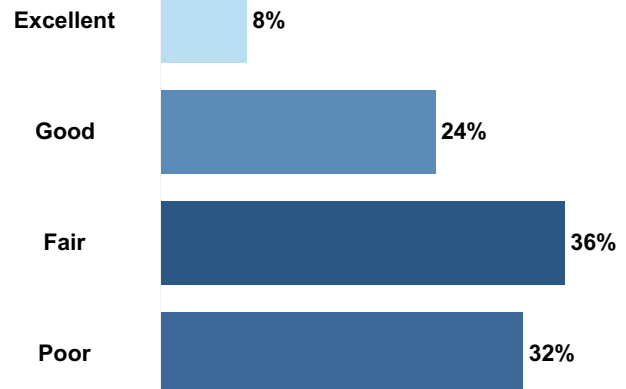
8. Comparison to the national benchmark is shown. If no comparison is available, this is left blank.

9. Comparison to the custom benchmark is shown. A description of the custom benchmark cohort can be found in the About section of the report. If no comparison is available, this is left blank.

Governance

Strong local governments produce results that meet the needs of residents while making the best use of available resources, and are responsive to the present and future needs of the community as a whole.

Overall confidence in Battle Creek government, 2025



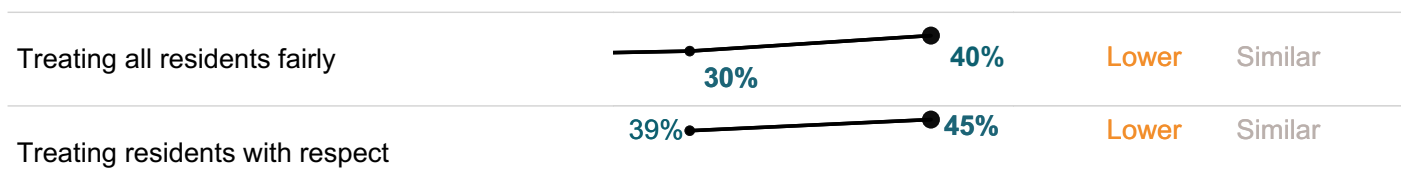
Please rate the quality of each of the following services in Battle Creek.
(% excellent or good)

	2022	2025	vs. national benchmark ¹⁰	vs. custom benchmark ¹¹
Public information services	42%	46%	Similar	Similar
Overall customer service by Battle Creek employees	53%	57%	Lower	Similar

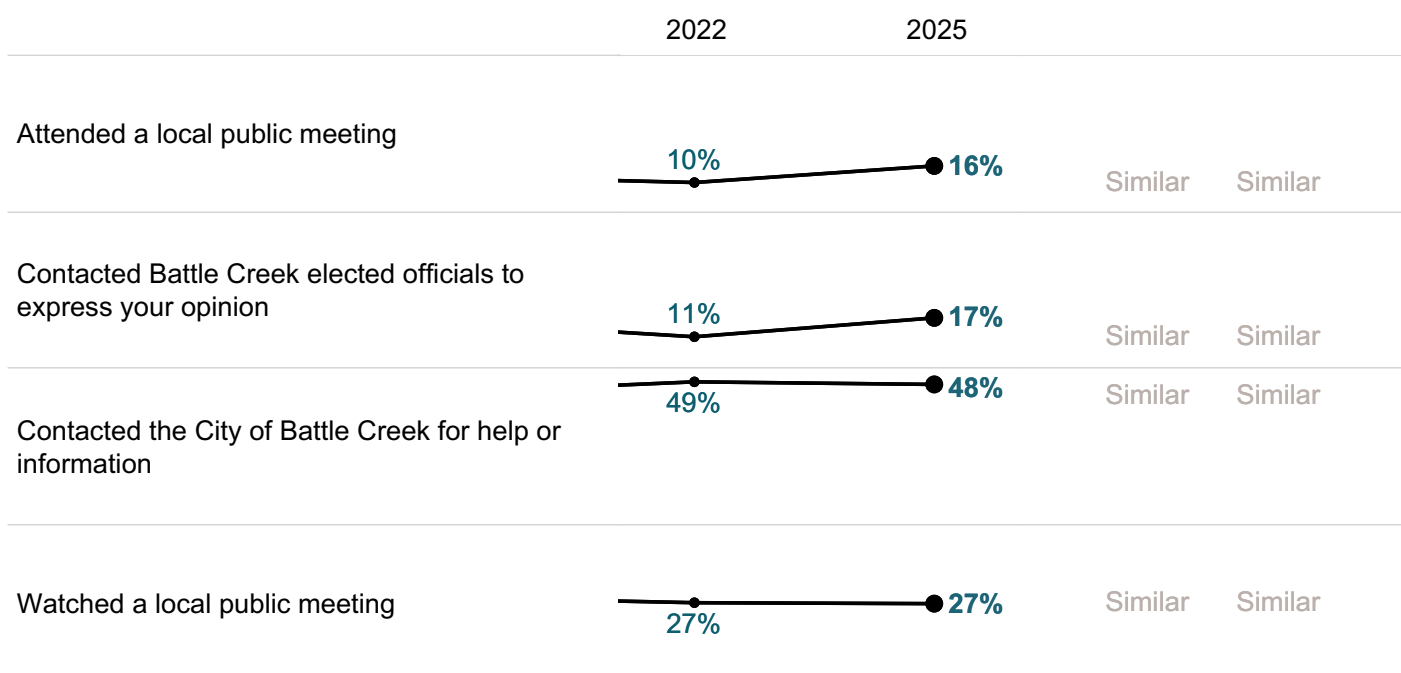
Please rate the following categories of Battle Creek government performance.
(% excellent or good)

	2022	2025		
The value of services for the taxes paid to Battle Creek	26%	30%	Lower	Lower
The overall direction that Battle Creek is taking	32%	40%	Similar	Similar
The job Battle Creek government does at welcoming resident involvement	35%	40%	Similar	Similar
Overall confidence in Battle Creek government	28%	32%	Lower	Similar
Generally acting in the best interest of the community	31%	38%	Lower	Similar
Being honest	31%	36%	Lower	Similar
Being open and transparent to the public	27%	36%	Lower	Similar
Informing residents about issues facing the community	30%	40%	Similar	Similar

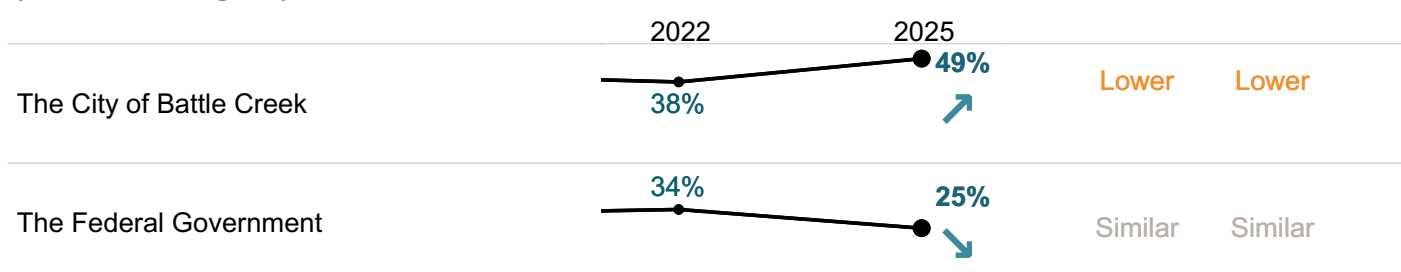




Please indicate whether or not you have done each of the following in the last 12 months.
(% yes)



Overall, how would you rate the quality of the services provided by each of the following?
(% excellent or good)



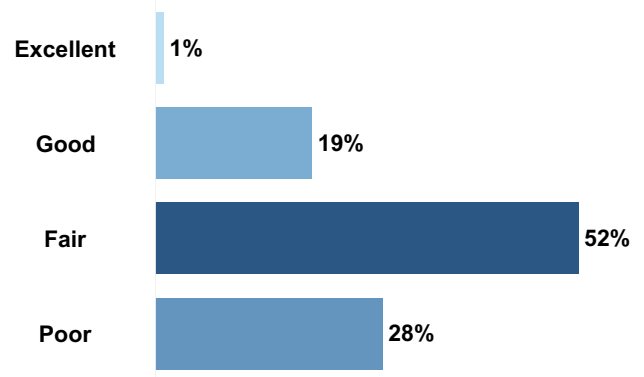
10. Comparison to the national benchmark is shown. If no comparison is available, this is left blank.

11. Comparison to the custom benchmark is shown. A description of the custom benchmark cohort can found in the About section of the report. If no comparison is available, this is left blank.

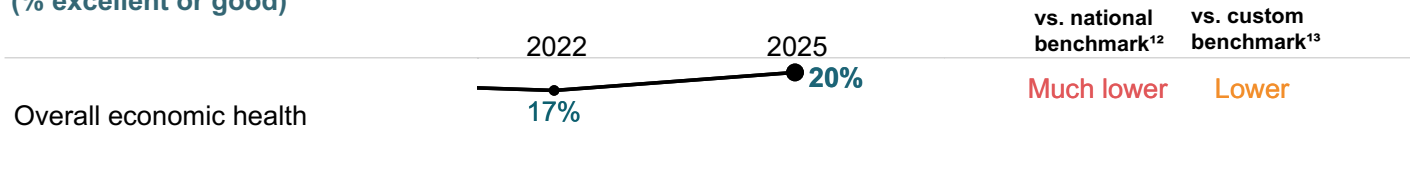
Economy

Local governments work together with private and nonprofit businesses, and with the community at large, to foster sustainable growth, create jobs, and promote a thriving local economy.

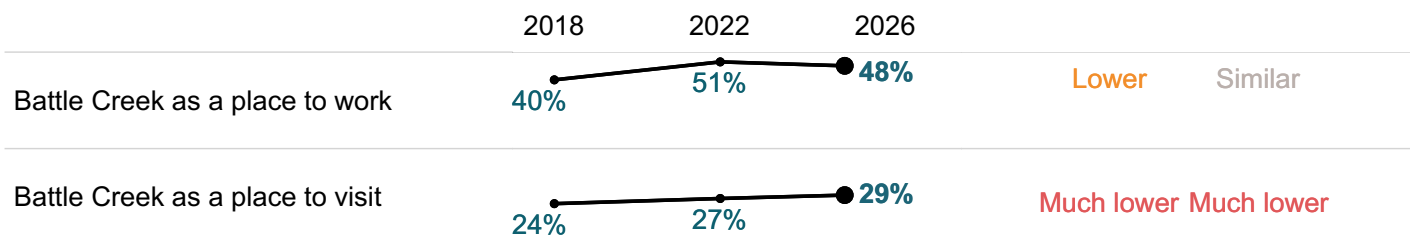
Overall economic health of Battle Creek, 2025




Please rate each of the following characteristics as they relate to Battle Creek as a whole.
(% excellent or good)



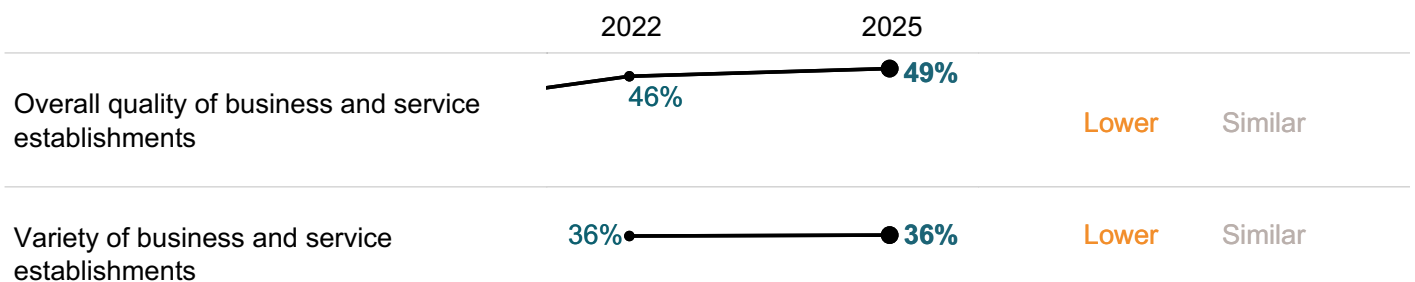
Please rate each of the following aspects of quality of life in Battle Creek.
(% excellent or good)

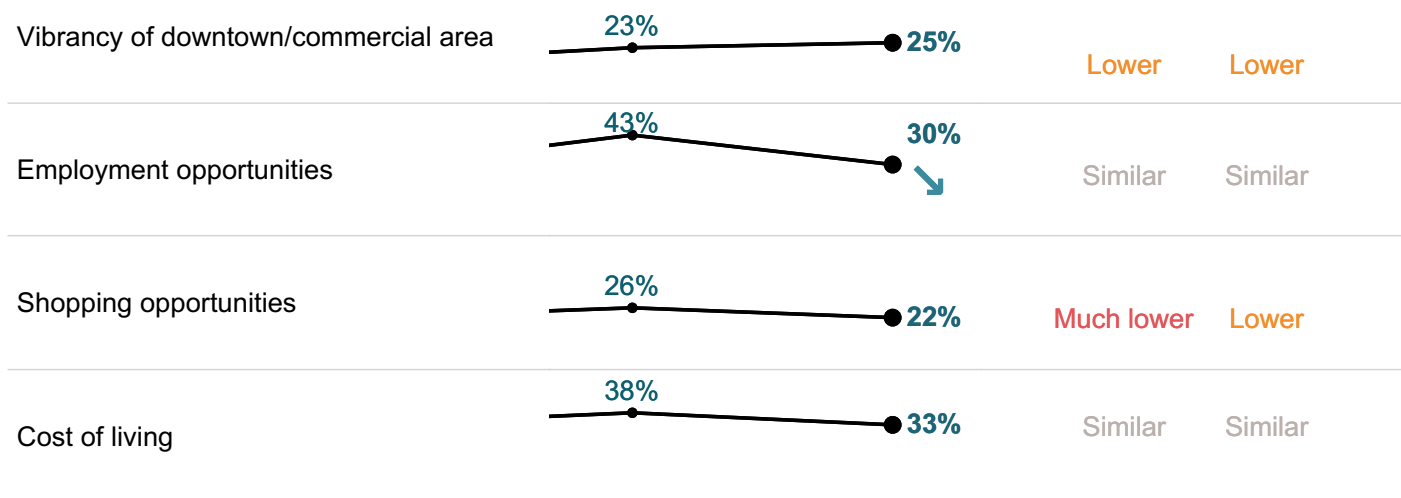


Please rate the quality of each of the following services in Battle Creek.
(% excellent or good)

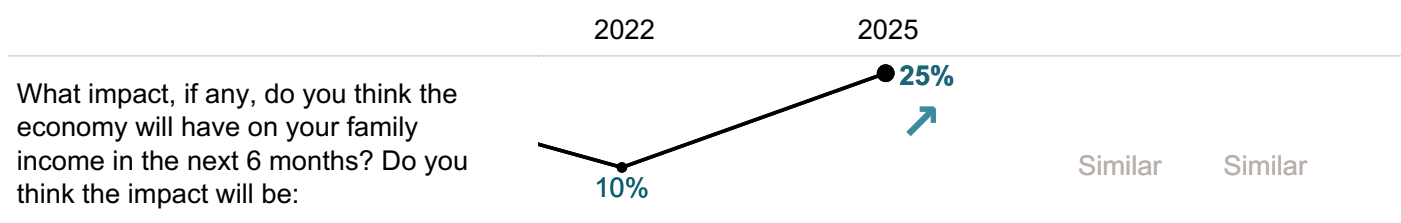


Please rate each of the following in the Battle Creek community.
(% excellent or good)





What impact, if any, do you think the economy will have on your family income in the next 6 months? Do you think the impact will be:
 (% very or somewhat positive)



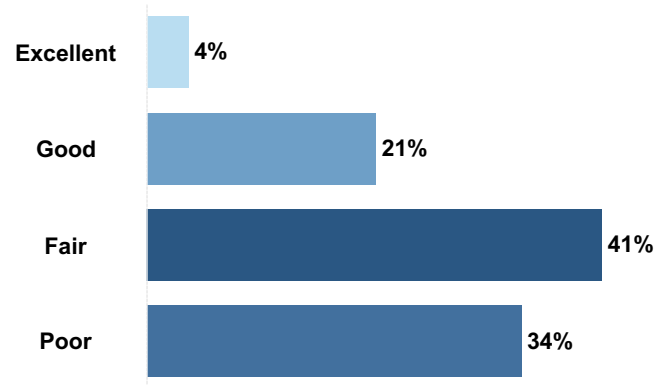
12. Comparison to the national benchmark is shown. If no comparison is available, this is left blank.

13. Comparison to the custom benchmark is shown. A description of the custom benchmark cohort can found in the About section of the report. If no comparison is available, this is left blank.

Mobility

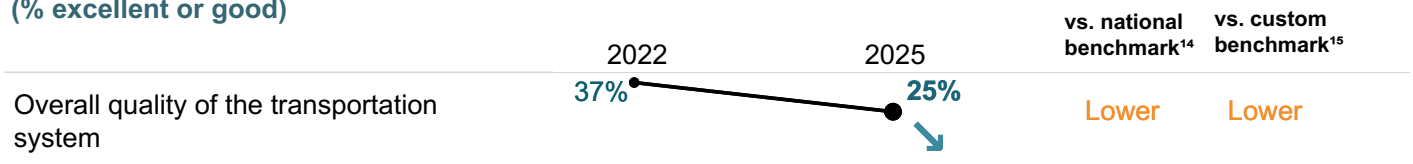
The ease with which residents can move about their communities, whether for commuting, leisure, or recreation, plays a major role in the quality of life for all who live, work, and play in the community.

Overall quality of the transportation system in Battle Creek, 2025



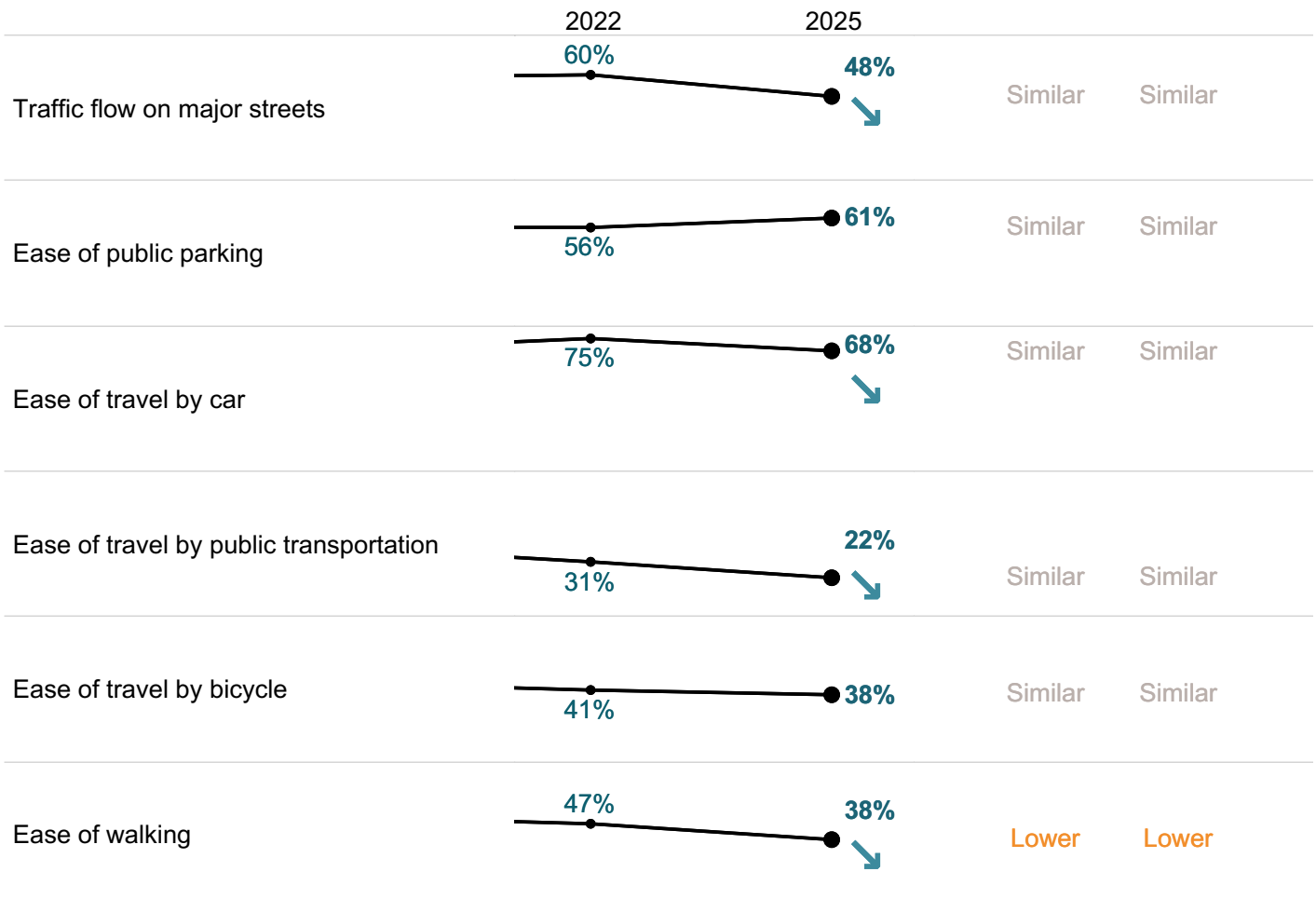
Please rate each of the following characteristics as they relate to Battle Creek as a whole.

(% excellent or good)

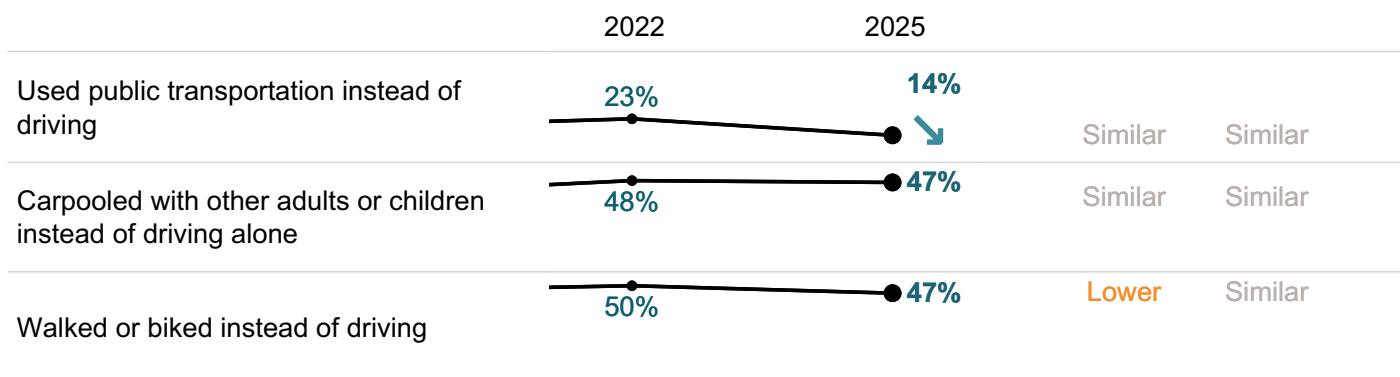


Please also rate each of the following in the Battle Creek community.

(% excellent or good)



Please indicate whether or not you have done each of the following in the last 12 months.
(% yes)



Please rate the quality of each of the following services in Battle Creek.
(% excellent or good)



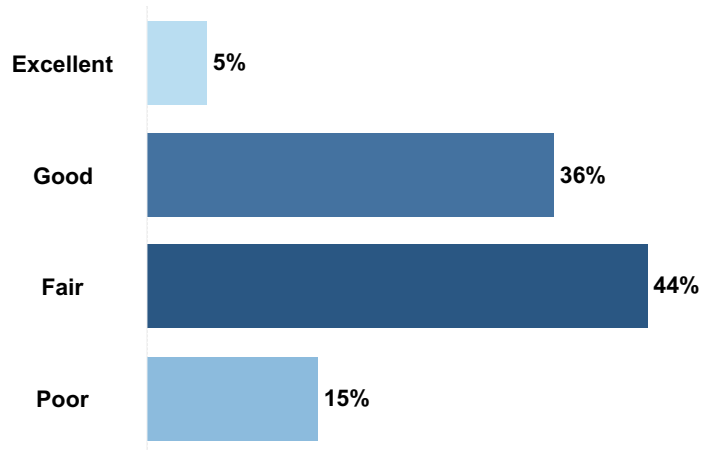
14. Comparison to the national benchmark is shown. If no comparison is available, this is left blank.

15. Comparison to the custom benchmark is shown. A description of the custom benchmark cohort can be found in the About section of the report. If no comparison is available, this is left blank.

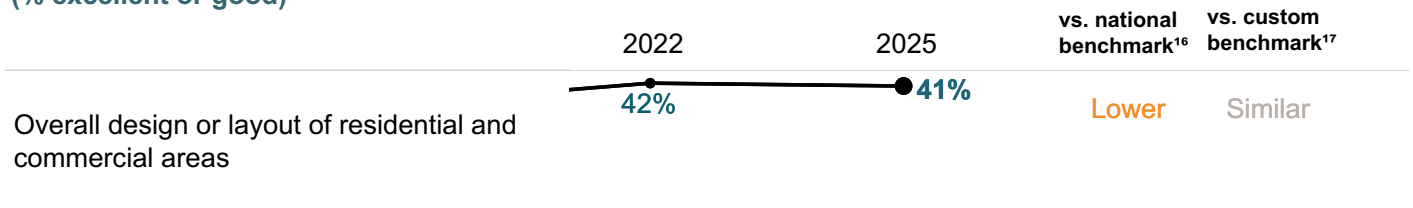
Community Design

A well-designed community enhances the quality of life for its residents by encouraging smart land use and zoning, ensuring that affordable housing is accessible to all, and providing access to parks and other green spaces.

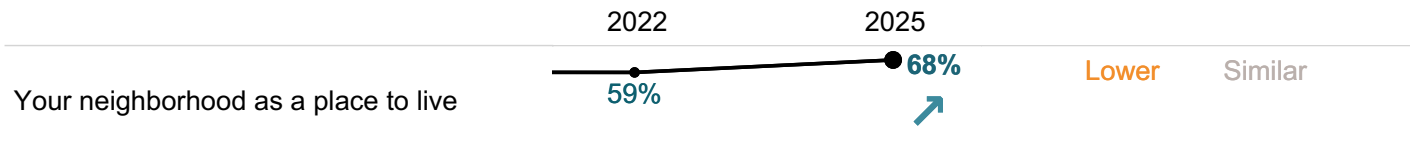
Overall design or layout of Battle Creek's residential and commercial areas, 2025



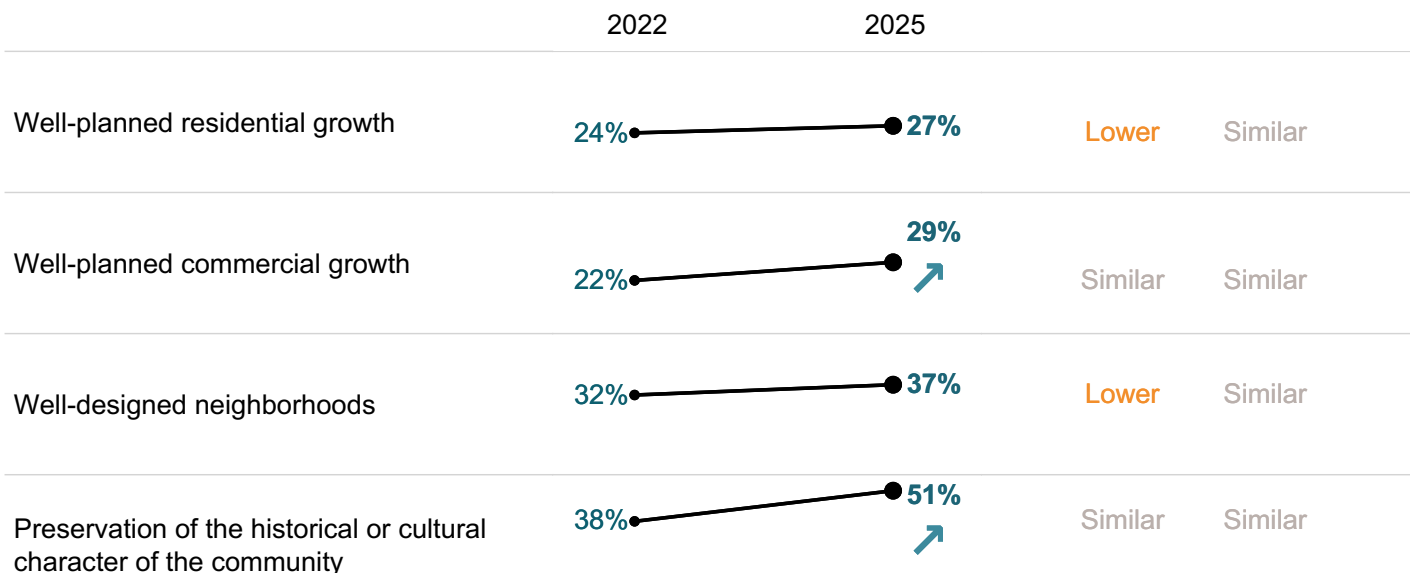
Please rate each of the following characteristics as they relate to Battle Creek as a whole.
(% excellent or good)

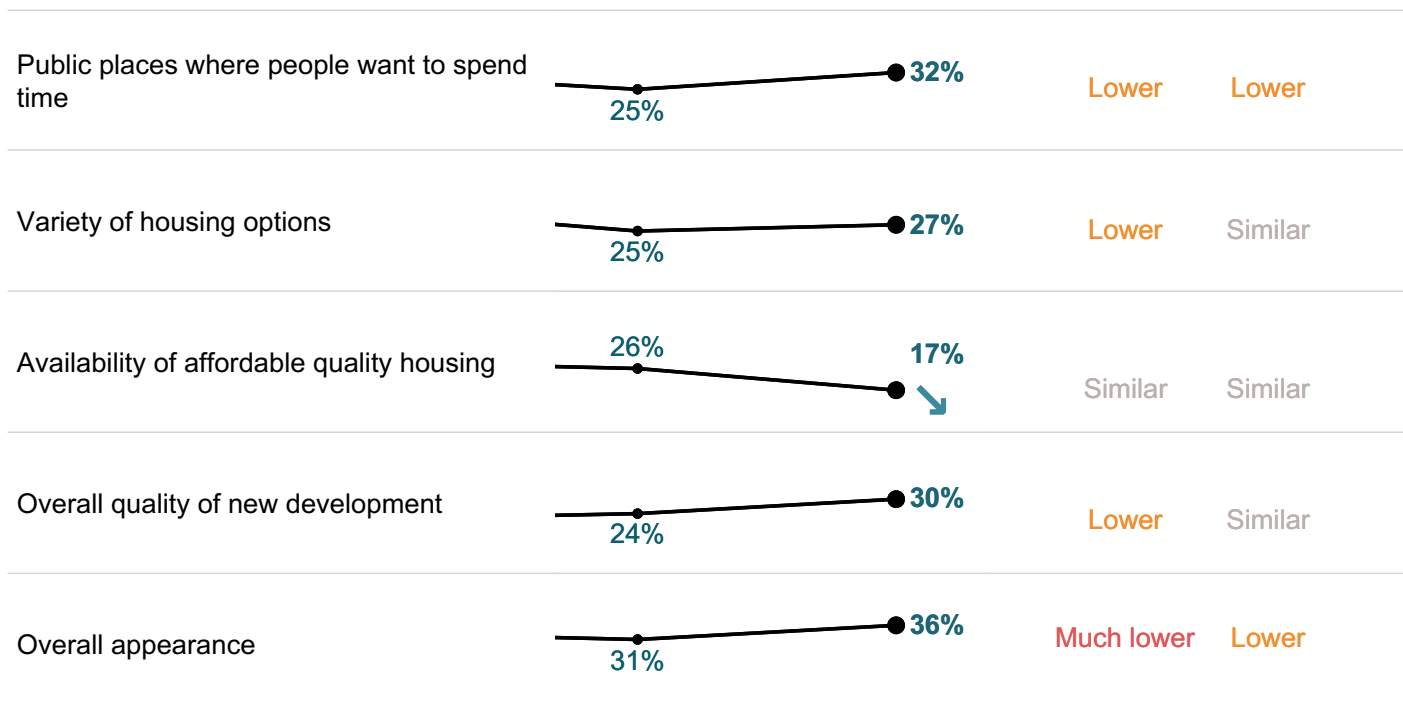


Please rate each of the following aspects of quality of life in Battle Creek.
(% excellent or good)

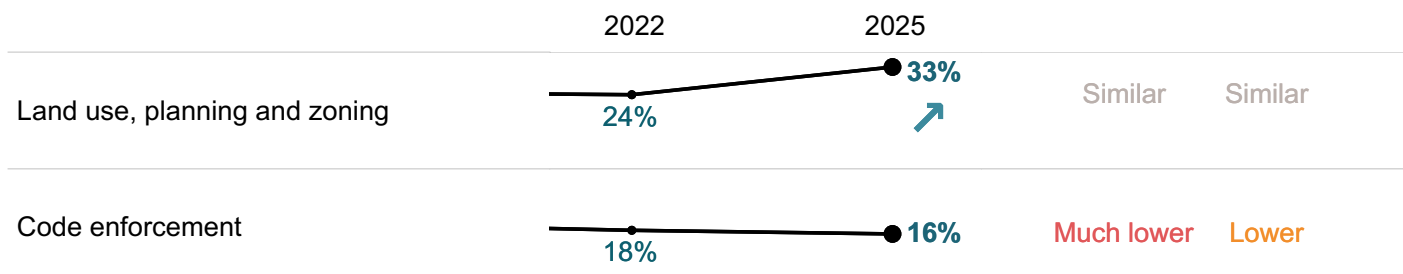


Please also rate each of the following in the Battle Creek community.
(% excellent or good)





Please rate the quality of each of the following services in Battle Creek.
 (% excellent or good)



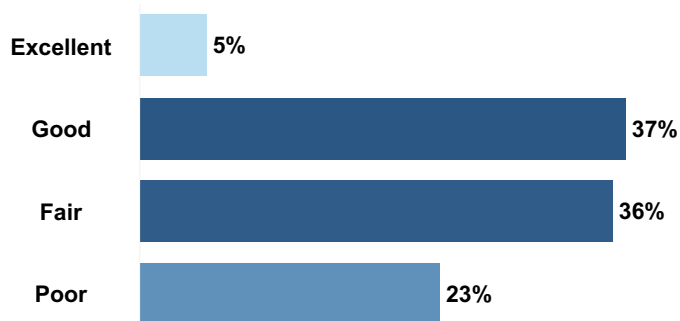
16. Comparison to the national benchmark is shown. If no comparison is available, this is left blank.

17. Comparison to the custom benchmark is shown. A description of the custom benchmark cohort can found in the About section of the report. If no comparison is available, this is left blank.

Utilities

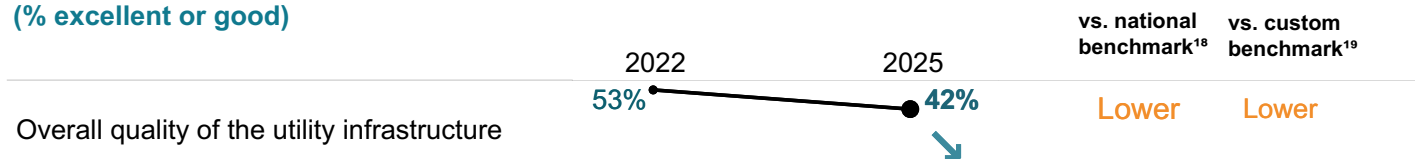
Services such as water, gas, electricity, and internet access play a vital role in ensuring the physical and economic health and well-being of the communities they serve.

Overall quality of the utility infrastructure in Battle Creek, 2025



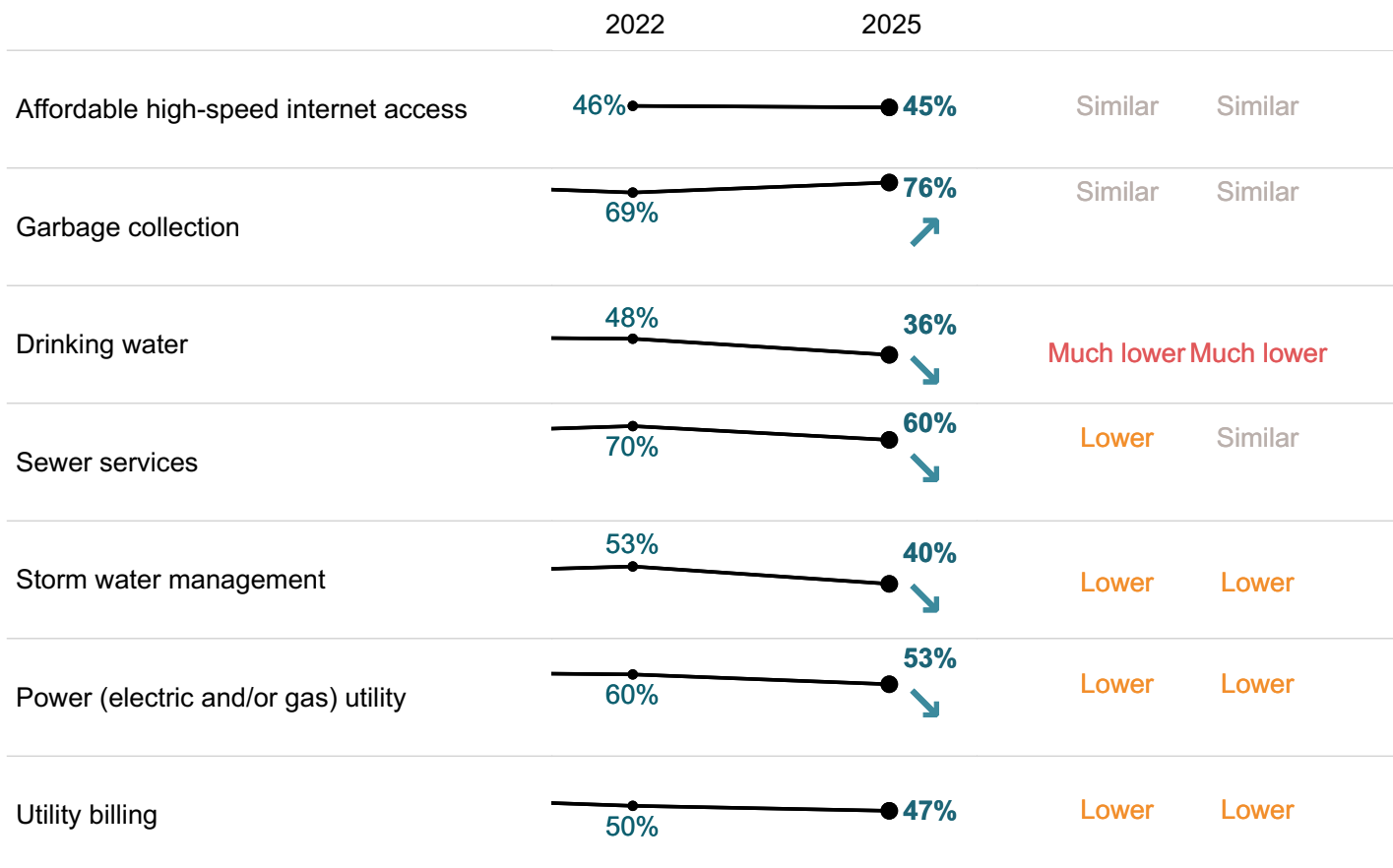
Please rate each of the following characteristics as they relate to Battle Creek as a whole.

(% excellent or good)



Please rate the quality of each of the following services in Battle Creek.

(% excellent or good)



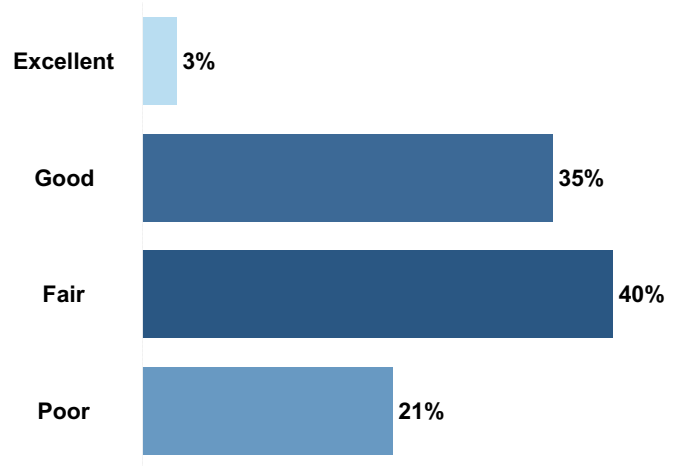
¹⁸. Comparison to the national benchmark is shown. If no comparison is available, this is left blank.

¹⁹. Comparison to the custom benchmark is shown. A description of the custom benchmark cohort can be found in the About section of the report. If no comparison is available, this is left blank.

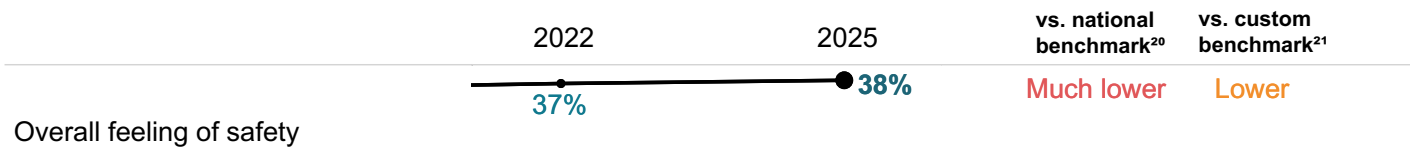
Safety

Public safety is often the most important task facing local governments. All residents should feel safe and secure in their neighborhoods and in the greater community, and providing robust safety-related services is essential to residents' quality of life.

Overall feeling of safety in Battle Creek, 2025



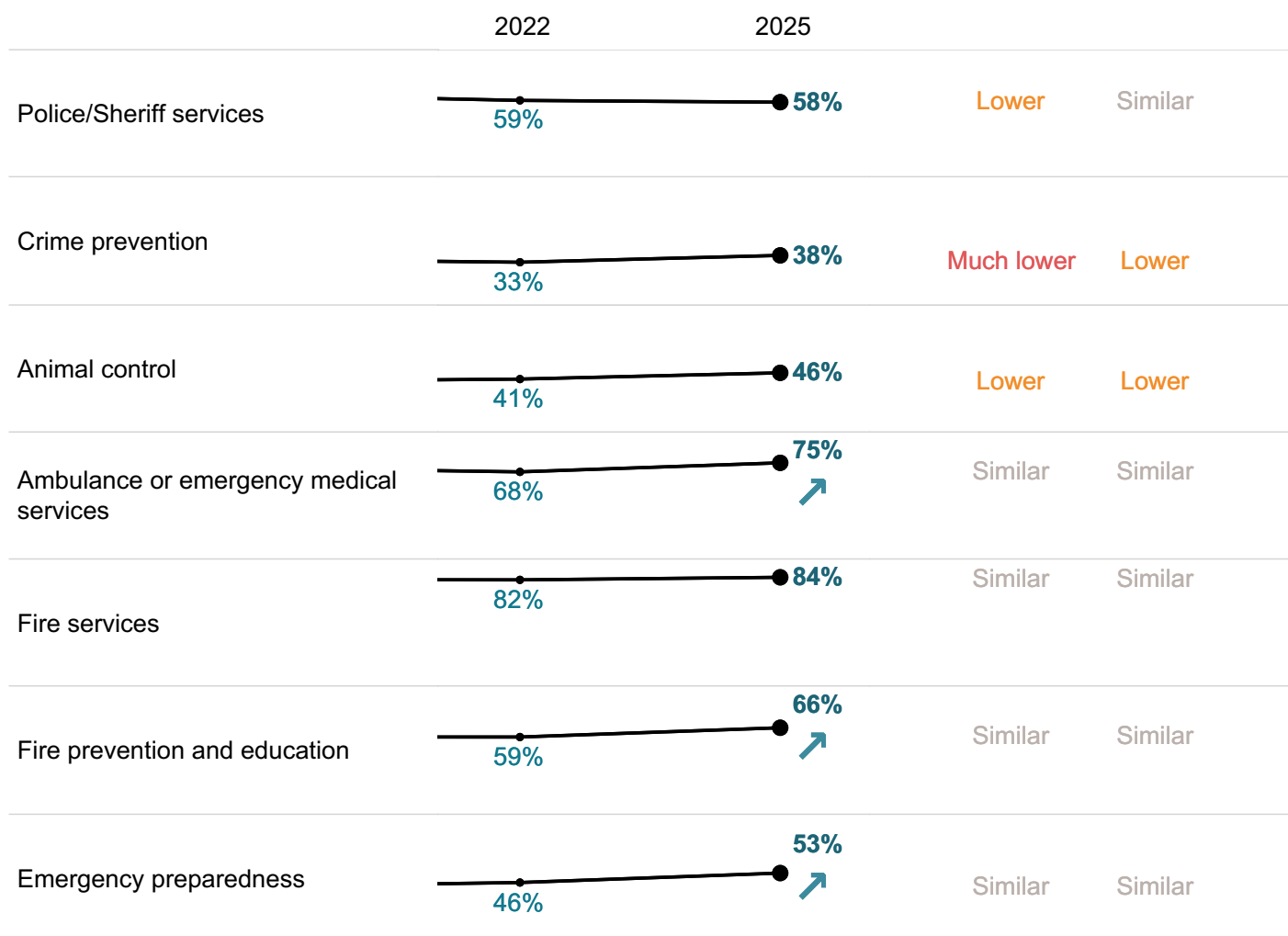
Please rate each of the following characteristics as they relate to Battle Creek as a whole.
(% excellent or good)



Please rate how safe or unsafe you feel:
(% very or somewhat safe)



Please rate the quality of each of the following services in Battle Creek.
(% excellent or good)



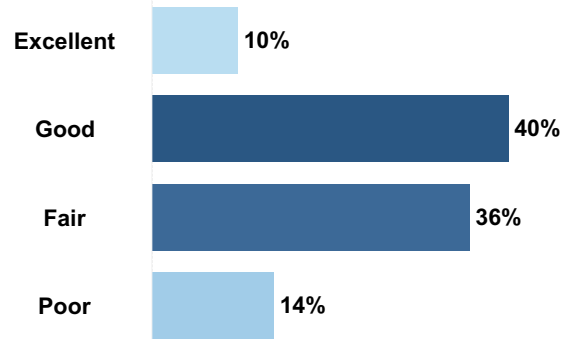
20. Comparison to the national benchmark is shown. If no comparison is available, this is left blank.

21. Comparison to the custom benchmark is shown. A description of the custom benchmark cohort can found in the About section of the report. If no comparison is available, this is left blank.

Natural Environment

The natural environment plays a vital role in the health and well-being of residents. The natural spaces in which residents live and experience their communities has a direct and profound effect on quality of life.

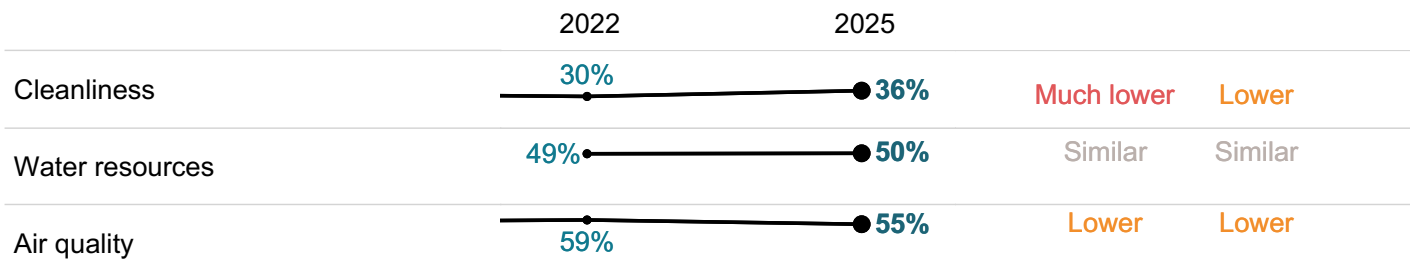
Overall quality of natural environment in Battle Creek, 2025



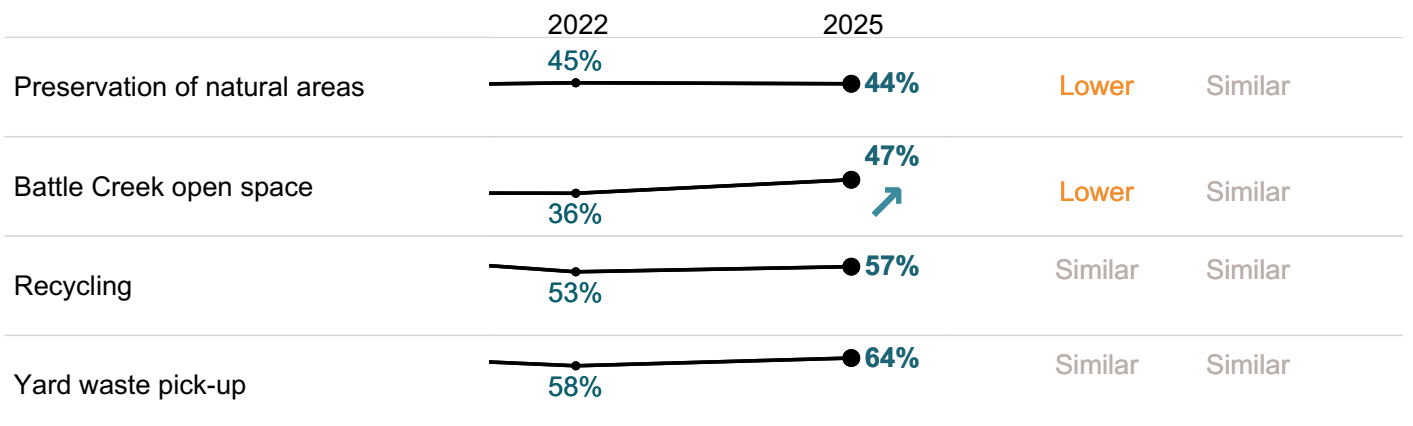
Please rate each of the following characteristics as they relate to Battle Creek as a whole.
(% excellent or good)



Please also rate each of the following in the Battle Creek community.
(% excellent or good)



Please rate the quality of each of the following services in Battle Creek.
(% excellent or good)



²². Comparison to the national benchmark is shown. If no comparison is available, this is left blank.

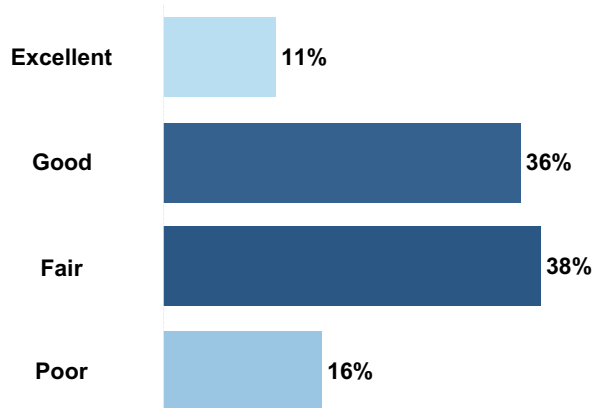
²³. Comparison to the custom benchmark is shown. A description of the custom benchmark cohort can found in the About section of the report. If no comparison is available, this is left blank.

Parks and Recreation

"There are no communities that pride themselves on their quality of life, promote themselves as a desirable location for businesses to relocate, or maintain that they are environmental stewards of their natural resources, without such communities having a robust, active system of parks and recreation programs for public use and enjoyment."

- National Recreation and Park Association

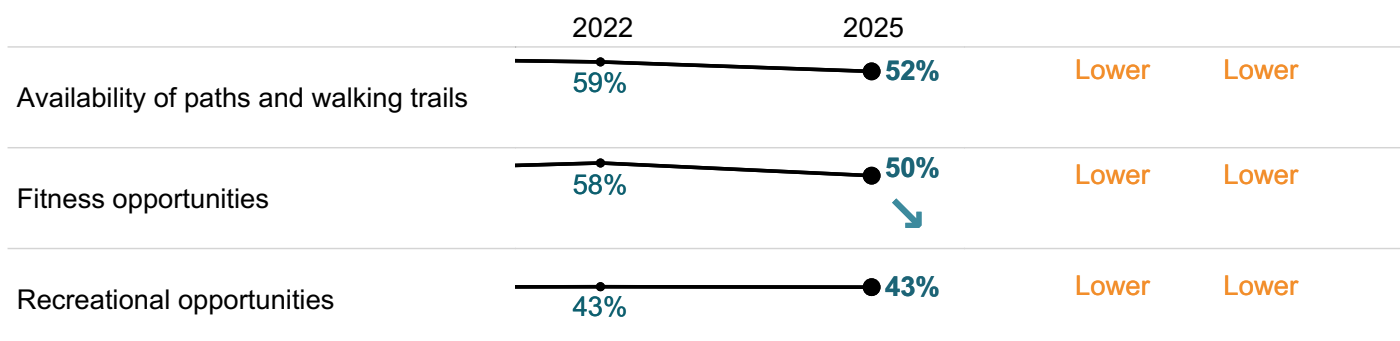
Overall quality of parks and recreation opportunities, 2025



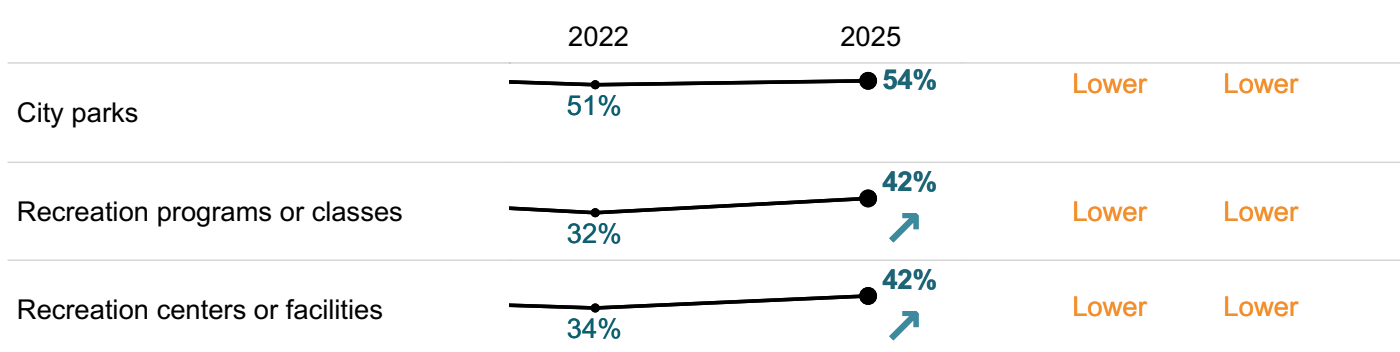
Please rate each of the following characteristics as they relate to Battle Creek as a whole.
(% excellent or good)



Please also rate each of the following in the Battle Creek community.
(% excellent or good)



Please rate the quality of each of the following services in Battle Creek.
(% excellent or good)



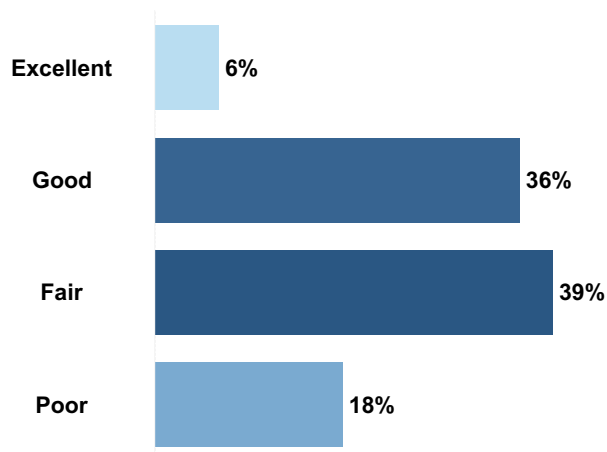
²⁴. Comparison to the national benchmark is shown. If no comparison is available, this is left blank.

²⁵. Comparison to the custom benchmark is shown. A description of the custom benchmark cohort can found in the About section of the report. If..

Health and Wellness

The characteristics of and amenities available in the communities in which people live has a direct impact on the health and wellness of residents, and thus, on their quality of life overall.

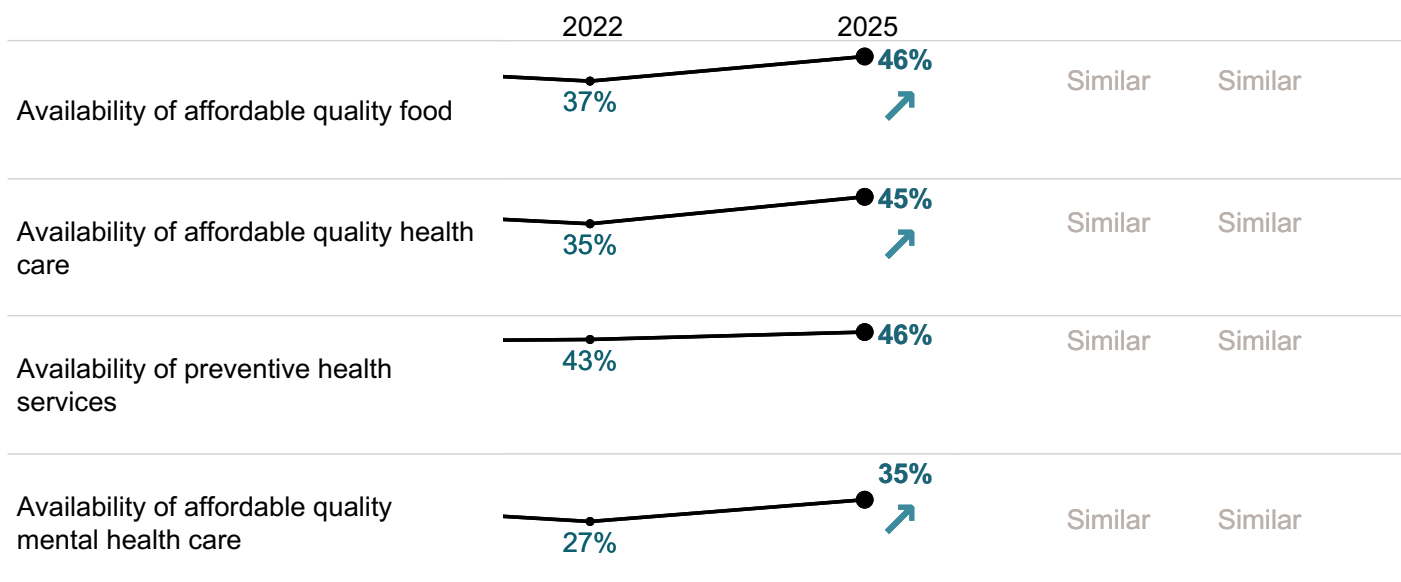
Overall health and wellness opportunities in Battle Creek, 2025



Please rate each of the following characteristics as they relate to Battle Creek as a whole.
(% excellent or good)



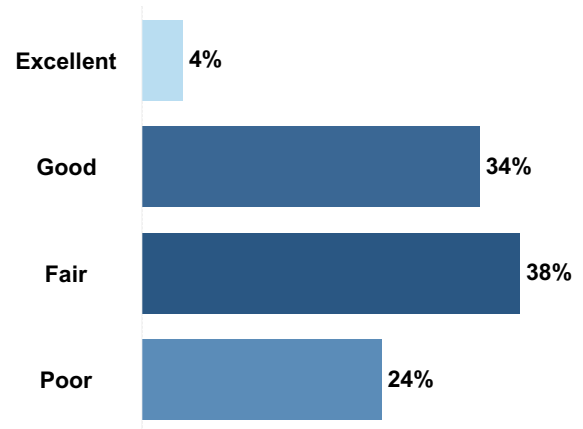
Please also rate each of the following in the Battle Creek community.
(% excellent or good)



Education, Arts, and Culture

Participation in the arts, in educational opportunities, and in cultural activities is linked to increased civic engagement, greater social tolerance, and enhanced enjoyment of the local community.

Overall opportunities for education, culture and the arts, 2025



Please rate each of the following characteristics as they relate to Battle Creek as a whole.
(% excellent or good)



Please also rate each of the following in the Battle Creek community.
(% excellent or good)



Please rate the quality of each of the following services in Battle Creek.
(% excellent or good)

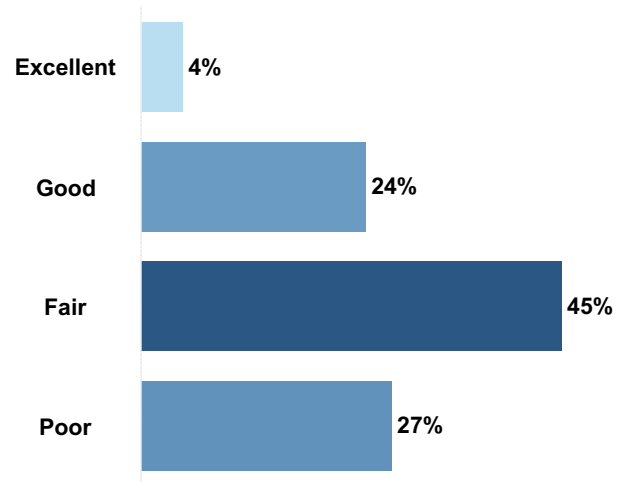


28. Comparison to the national benchmark is shown. If no comparison is available, this is left blank.
29. Comparison to the custom benchmark is shown. A description of the custom benchmark cohort can found in the About section of the report. If no comparison is available, this is left blank.


Inclusivity and Engagement

Inclusivity refers to a cultural and environmental feeling of belonging; residents who feel invited to participate within their communities feel more included, involved, and engaged than those who do not.

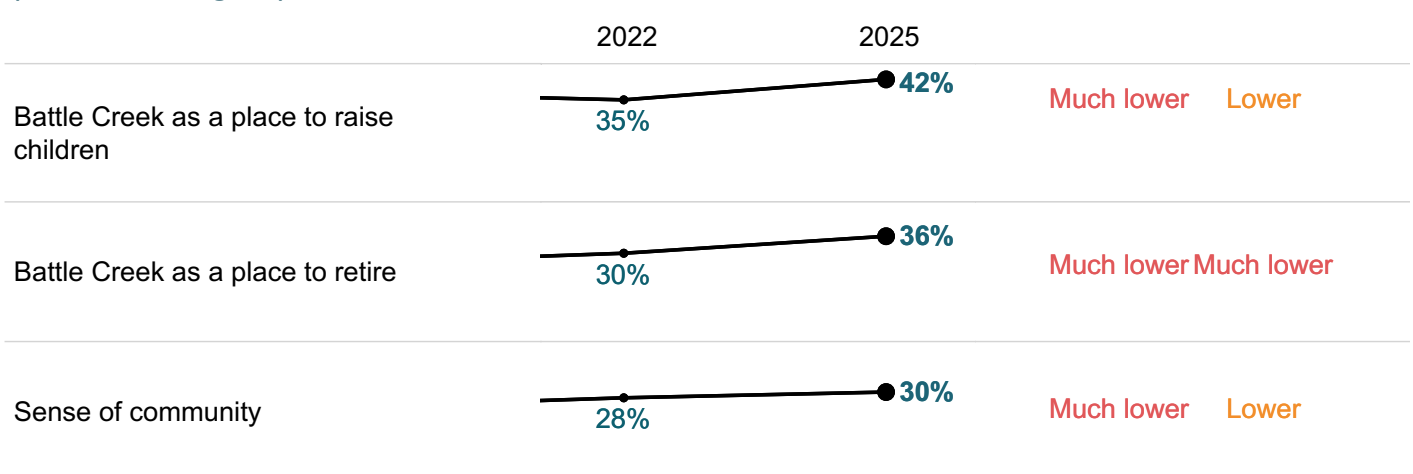
Residents' connection and engagement with their community, 2025



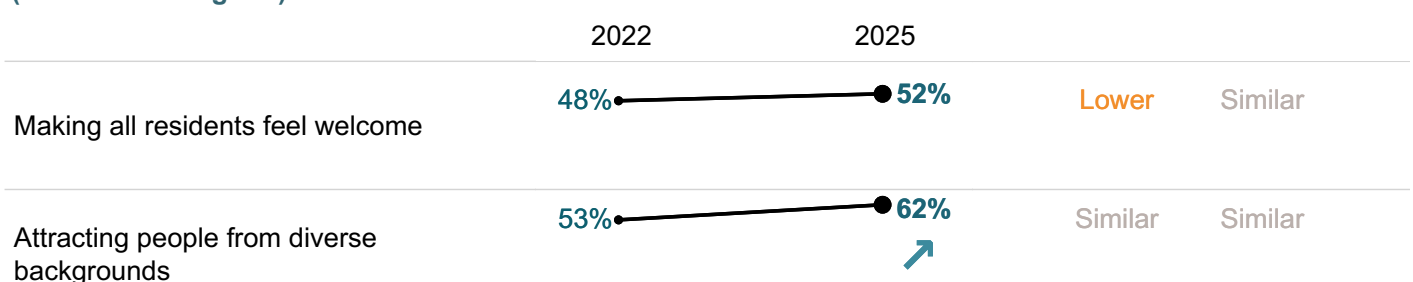
Please rate each of the following characteristics as they relate to Battle Creek as a whole.
(% excellent or good)



Please rate each of the following aspects of quality of life in Battle Creek.
(% excellent or good)

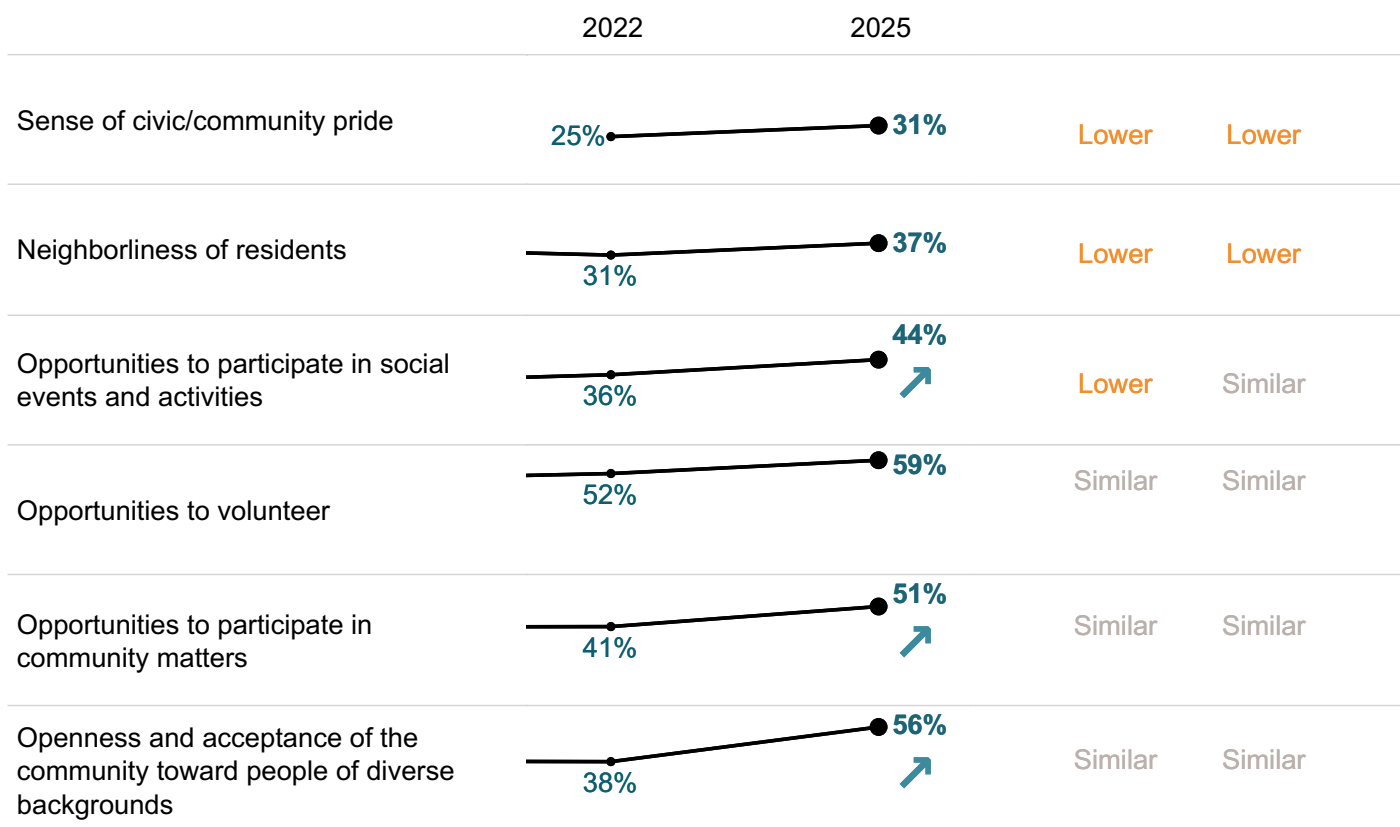


Please rate the job you feel the Battle Creek community does at each of the following.
(% excellent or good)

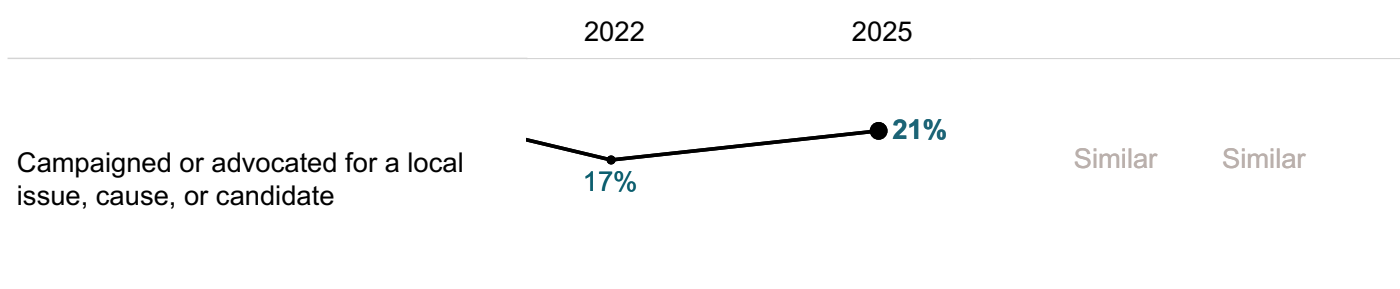




Please also rate each of the following in the Battle Creek community.
 (% excellent or good)



Please indicate whether or not you have done each of the following in the last 12 months.
 (% yes)



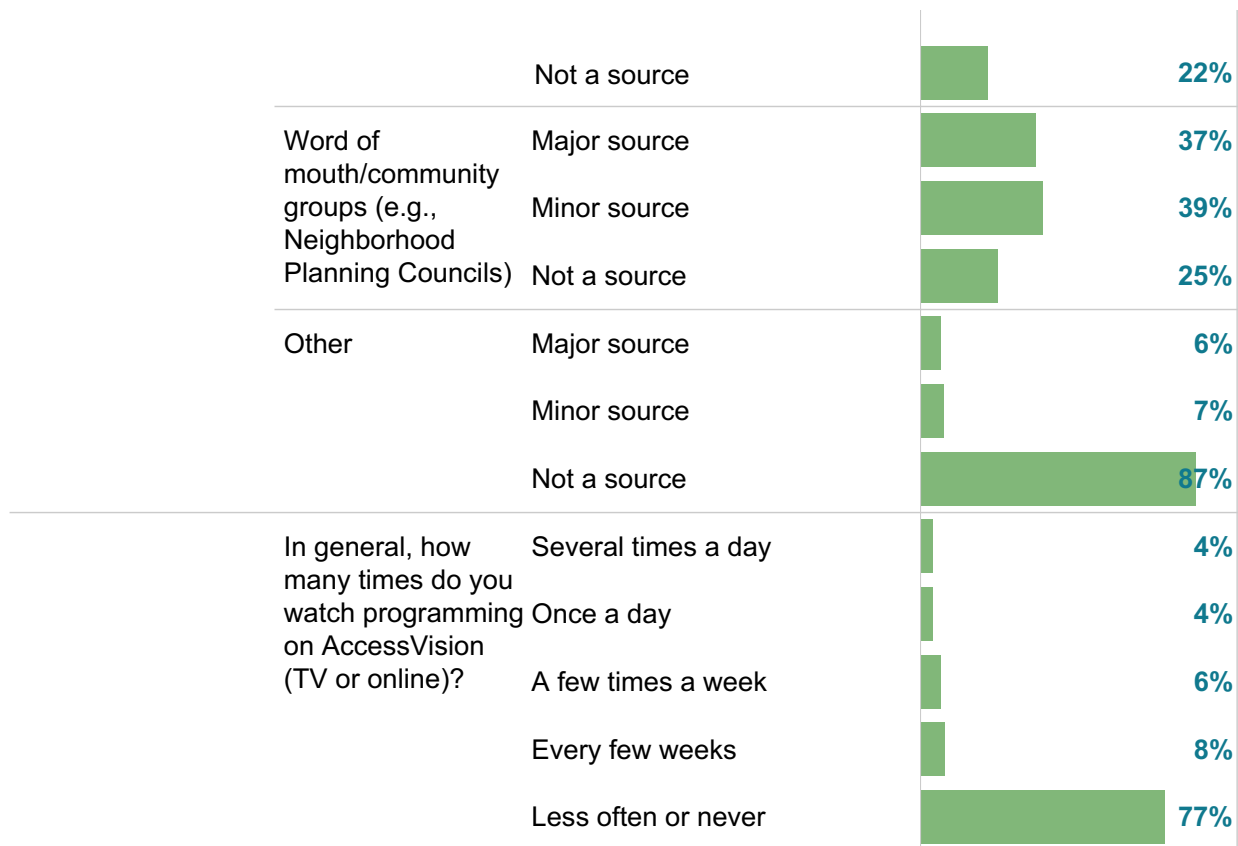
30. Comparison to the national benchmark is shown. If no comparison is available, this is left blank.

31. Comparison to the custom benchmark is shown. A description of the custom benchmark cohort can found in the About section of the report. If no comparison is available, this is left blank.

Custom questions

Below are the complete set of responses to each custom question on the survey. By default, “don’t know” responses are excluded, but may be added to the table using the response filter below.

			Include "don't know"
			No
Please indicate how much of a source, if at all, you consider each of the following to be for obtaining information about the City government and its activities, events and services.	City website (battlecreekmi.gov)	Major source	56%
		Minor source	34%
		Not a source	9%
	Email newsletters	Major source	20%
		Minor source	50%
		Not a source	30%
	Text/email alerts	Major source	33%
		Minor source	36%
		Not a source	31%
	Social media (e.g., Facebook, Instagram, Nextdoor)	Major source	49%
		Minor source	31%
		Not a source	21%
	AccessVision (TV or online)	Major source	15%
		Minor source	35%
		Not a source	49%
	Local news outlets (TV, radio, newspaper)	Major source	45%
		Minor source	38%
		Not a source	17%
	Printed mailers or flyers	Major source	38%
		Minor source	47%
		Not a source	15%
	Community events	Major source	34%
		Minor source	44%



National Benchmark Tables

This table contains the comparisons of Battle Creek's results to those from other communities. The first column shows the comparison of Battle Creek's rating to the benchmark. Battle Creek's results are noted as being "higher", "lower" or "similar" to the benchmark, meaning that the average rating given by Battle Creek residents is statistically similar to or different than the benchmark. The second column is Battle Creek's "percent positive." Most commonly, the percent positive is the combination of the top two most positive response options (i.e., excellent/good). The third column is the rank assigned to Battle Creek's rating among communities where a similar question was asked. The fourth column is the number of communities that asked a similar question. The fifth column shows the percentile for Battle Creek's result -- that is what percent of surveyed communities had a lower rating than Battle Creek.

				% positive	Rank	Number of communities	Percentile
Quality of Life	Please rate each of the following aspects of quality of life in Battle Creek.	Battle Creek as a place to live	Much lower	48%	351	366	1%
		The overall quality of life in Battle Creek	Much lower	46%	358	380	2%
	Please indicate how likely or unlikely you are to do each of the following.	Recommend living in Battle Creek to someone who asks	Much lower	53%	320	330	2%
		Remain in Battle Creek for the next five years	Similar	74%	292	333	12%
	Please rate each of the following in the Battle Creek community.	Overall image or reputation of Battle Creek	Much lower	28%	341	360	2%
Governance	Please indicate whether or not you have done each of the following in the last 12 months.	Contacted the City of Battle Creek (in-person, phone, email, or web) for help or information	Similar	48%	147	336	56%
		Contacted Battle Creek elected officials (in-person, phone, email, or web) to express your opinion	Similar	17%	121	319	62%
		Attended a local public meeting (of local elected officials like City Commission, advisory boards, town halls, HOA, neighborhood watch, etc.)	Similar	16%	225	321	30%
		Watched (online or on television) a local public meeting	Similar	27%	111	315	65%
	Please rate the quality of each of the following services in Battle Creek.	Public information services	Similar	46%	293	334	12%
		Overall customer service by Battle Creek employees (police, receptionists, planners, etc.)	Lower	57%	331	361	5%

Governance

Please rate the following categories of Battle Creek government performance.

The value of services for the taxes paid to Battle Creek	Lower	30%	336	371	6%
The overall direction that Battle Creek is taking	Similar	40%	280	347	18%
The job Battle Creek government does at welcoming resident involvement	Similar	40%	274	340	19%
Overall confidence in Battle Creek government	Lower	32%	284	323	12%
Generally acting in the best interest of the community	Lower	38%	279	326	14%
Being honest	Lower	36%	290	318	9%
Being open and transparent to the public	Lower	36%	285	320	11%
Informing residents about issues facing the community	Similar	40%	248	319	22%
Treating all residents fairly	Lower	40%	289	325	11%
Treating residents with respect	Lower	45%	291	317	8%
The City of Battle Creek	Lower	49%	324	360	7%
The Federal Government	Similar	25%	293	309	5%
Battle Creek as a place to work	Lower	48%	308	364	13%
Battle Creek as a place to visit	Much lower	29%	320	335	3%

Economy

Economy

Please rate each of the following characteristics as they relate to Battle Creek as a whole.	Overall economic health of Battle Creek	Much lower	20%	320	330	2%
	Overall quality of business and service establishments in Battle Creek	Lower	49%	304	330	7%
	Variety of business and service establishments in Battle Creek	Lower	36%	278	316	12%
	Vibrancy of downtown/commercial area	Lower	25%	289	315	8%
	Employment opportunities	Similar	30%	268	343	21%
	Shopping opportunities	Much lower	22%	302	331	8%
	Cost of living in Battle Creek	Similar	33%	190	324	41%
	Economic development	Lower	34%	276	324	14%
	Overall economic health of Battle Creek	Similar	88%	118	317	62%
	What impact, if any, do you think the economy will have on your family income in the next 6 months? Do you think the impact will be:	Similar	25%	117	317	63%
Please rate each of the following characteristics as they relate to Battle Creek as a whole.	Overall quality of the transportation system (auto, bicycle, foot, bus) in Battle Creek	Lower	25%	298	324	8%
	Traffic flow on major streets	Similar	48%	172	350	49%
	Ease of public parking	Similar	61%	162	319	49%
	Ease of travel by car in Battle Creek	Similar	68%	190	339	43%

Mobility

Please also rate each of the following in the Battle Creek community.	Overall quality of the transportation system (auto, bicycle, foot, bus) in Battle Creek	Lower	25%	298	324	8%
	Traffic flow on major streets	Similar	48%	172	350	49%
	Ease of public parking	Similar	61%	162	319	49%
	Ease of travel by car in Battle Creek	Similar	68%	190	339	43%

Mobility

Please also rate each of the following in the Battle Creek community.

Ease of travel by public transportation in Battle Creek	Similar	22%	228	320	28%
Ease of travel by bicycle in Battle Creek	Similar	38%	218	337	34%
Ease of walking in Battle Creek	Lower	38%	293	340	12%

Please indicate whether or not you have done each of the following in the last 12 months.

Used bus, rail, subway, or other public transportation instead of driving	Similar	14%	161	307	47%
Carpooled with other adults or children instead of driving alone	Similar	47%	141	315	55%
Walked or biked instead of driving	Lower	47%	247	316	22%

Please rate the quality of each of the following services in Battle Creek.

Traffic enforcement	Lower	42%	328	356	5%
Traffic signal timing	Lower	34%	316	321	1%
Street repair	Much lower	15%	347	364	4%
Street cleaning	Lower	39%	308	332	6%
Street lighting	Similar	50%	276	346	17%
Snow removal	Similar	64%	166	283	40%
Sidewalk maintenance	Lower	30%	310	326	4%
Bus or transit services	Similar	29%	229	313	26%

Mobility	Please rate how important, if at all, you think it is for the Battle Creek community to focus on each of the following in the coming two years.	Overall quality of the transportation system (auto, bicycle, foot, bus) in Battle Creek	Similar	64%	268	314	14%
Community Design	Please rate each of the following aspects of quality of life in Battle Creek.	Your neighborhood as a place to live	Lower	68%	314	343	8%
	Please rate each of the following characteristics as they relate to Battle Creek as a whole.	Overall design or layout of Battle Creek's residential and commercial areas (e.g., homes, buildings, streets, parks, etc.)	Lower	41%	280	325	13%
	Please also rate each of the following in the Battle Creek community.	Well-planned residential growth	Lower	27%	255	317	19%
		Well-planned commercial growth	Similar	29%	255	316	19%
		Well-designed neighborhoods	Lower	37%	273	316	13%
		Preservation of the historical or cultural character of the community	Similar	51%	268	313	14%
		Public places where people want to spend time	Lower	32%	299	319	6%
		Variety of housing options	Lower	27%	282	331	14%
		Availability of affordable quality housing	Similar	17%	267	346	22%
		Overall quality of new development in Battle Creek	Lower	30%	307	333	7%
		Overall appearance of Battle Creek	Much lower	36%	321	339	3%
	Please rate the quality of each of the following services in Battle Creek.	Land use, planning, and zoning	Similar	33%	275	338	18%
		Code enforcement (weeds, abandoned buildings, etc.)	Much lower	16%	330	350	2%

Community Design	Please rate how important, if at all, you think it is for the Battle Creek community to focus on each of the following in the coming two years.	Overall design or layout of Battle Creek's residential and commercial areas (e.g., homes, buildings, streets, parks, etc.)	Lower	56%	310	317	2%
Utilities	Please rate each of the following characteristics as they relate to Battle Creek as a whole.	Overall quality of the utility infrastructure in Battle Creek (water, sewer, storm water, electric/gas)	Lower	42%	297	315	6%
	Please rate the quality of each of the following services in Battle Creek.	Affordable high-speed internet access	Similar	45%	259	311	17%
		Garbage collection	Similar	76%	261	340	22%
		Drinking water	Much lower	36%	327	338	2%
		Sewer services	Lower	60%	306	329	6%
		Storm water management (storm drainage, dams, levees, etc.)	Lower	40%	319	342	5%
		Power (electric and/or gas) utility	Lower	53%	288	298	3%
		Utility billing	Lower	47%	298	315	4%
	Please rate how important, if at all, you think it is for the Battle Creek community to focus on each of the following in the coming two years.	Overall quality of the utility infrastructure in Battle Creek (water, sewer, storm water, electric/gas)	Similar	82%	264	314	16%
Safety	Please rate each of the following characteristics as they relate to Battle Creek as a whole.	Overall feeling of safety in Battle Creek	Much lower	38%	322	351	6%
	Please rate how safe or unsafe you feel:	In your neighborhood during the day	Similar	85%	296	338	11%
		In Battle Creek's downtown/commercial area during the day	Lower	70%	297	325	8%
		From property crime	Lower	54%	286	323	11%

Safety	Please rate how safe or unsafe you feel:	From violent crime	Lower	57%	298	323	7%
		From fire, flood, or other natural disaster	Similar	76%	202	315	36%
	Please rate the quality of each of the following services in Battle Creek.	Police/Sheriff services	Lower	58%	324	377	11%
		Crime prevention	Much lower	38%	315	355	8%
		Animal control	Lower	46%	310	334	5%
		Ambulance or emergency medical services	Similar	75%	280	344	16%
		Fire services	Similar	84%	286	359	18%
		Fire prevention and education	Similar	66%	265	330	19%
		Emergency preparedness (services that prepare the community for natural disasters or other emergency situations)	Similar	53%	271	329	16%
	Please rate how important, if at all, you think it is for the Battle Creek community to focus on each of the following in the coming two years.	Overall feeling of safety in Battle Creek	Similar	88%	205	317	35%
Parks and Recreation	Please rate each of the following characteristics as they relate to Battle Creek as a whole.	Overall quality of parks and recreation opportunities	Much lower	47%	313	321	2%
	Please also rate each of the following in the Battle Creek community.	Availability of paths and walking trails	Lower	52%	255	341	24%
		Fitness opportunities (including exercise classes and paths or trails, etc.)	Lower	50%	270	321	15%
		Recreational opportunities	Lower	43%	306	336	8%

Parks and Recreation	Please rate the quality of each of the following services in Battle Creek.	City parks	Lower	54%	325	346	6%
		Recreation programs or classes	Lower	42%	306	332	7%
		Recreation centers or facilities	Lower	42%	298	324	8%
	Please rate how important, if at all, you think it is for the Battle Creek community to focus on each of the following in the coming two years.	Overall quality of parks and recreation opportunities	Similar	72%	281	315	11%
Inclusivity and Engagement	Please rate each of the following aspects of quality of life in Battle Creek.	Battle Creek as a place to raise children	Much lower	42%	351	370	1%
		Battle Creek as a place to retire	Much lower	36%	348	364	1%
		Sense of community	Much lower	30%	338	345	0%
	Please rate each of the following characteristics as they relate to Battle Creek as a whole.	Residents' connection and engagement with their community	Lower	28%	303	318	4%
	Please rate the job you feel the Battle Creek community does at each of the following.	Making all residents feel welcome	Lower	52%	302	319	5%
		Attracting people from diverse backgrounds	Similar	62%	150	317	52%
		Valuing/respecting residents from diverse backgrounds	Similar	61%	171	317	46%
		Taking care of vulnerable residents (elderly, disabled, homeless, etc.)	Lower	28%	295	314	6%
	Please also rate each of the following in the Battle Creek community.	Sense of civic/community pride	Lower	31%	303	314	3%
		Neighborliness of residents in Battle Creek	Lower	37%	311	319	2%

Inclusivity and Engagement	Please also rate each of the following in the Battle Creek community.	Opportunities to participate in social events and activities	Lower	44%	281	326	13%
		Opportunities to volunteer	Similar	59%	254	326	21%
		Opportunities to participate in community matters	Similar	51%	270	322	16%
		Openness and acceptance of the community toward people of diverse backgrounds	Similar	56%	187	336	44%
	Please indicate whether or not you have done each of the following in the last 12 months.	Volunteered your time to some group/activity in Battle Creek	Similar	42%	72	323	78%
		Campaigned or advocated for a local issue, cause, or candidate	Similar	21%	92	314	71%
	Please rate how important, if at all, you think it is for the Battle Creek community to focus on each of the following in the coming two years.	Residents' connection and engagement with their community	Similar	68%	102	317	68%
	Education, Arts, and Culture	Overall opportunities for education, culture, and the arts	Lower	38%	296	329	10%
		Opportunities to attend cultural/arts/music activities	Lower	40%	266	339	21%
		Community support for the arts	Lower	37%	258	313	17%
		Availability of affordable quality childcare/preschool	Lower	28%	263	326	19%
		K-12 education	Lower	43%	280	335	16%
		Adult educational opportunities	Similar	50%	195	322	39%
		Opportunities to attend special events and festivals	Similar	54%	258	322	19%

Education, Arts, and Culture	Please rate the quality of each of the following services in Battle Creek.	Public library services	Similar	85%	161	339	52%
	Please rate how important, if at all, you think it is for the Battle Creek community to focus on each of the following in the coming two years.	Overall opportunities for education, culture, and the arts	Similar	72%	86	317	73%
Health and Wellness	Please rate each of the following characteristics as they relate to Battle Creek as a whole.	Overall health and wellness opportunities in Battle Creek	Lower	42%	308	327	5%
	Please also rate each of the following in the Battle Creek community.	Availability of affordable quality food	Similar	46%	260	317	18%
		Availability of affordable quality health care	Similar	45%	256	326	21%
		Availability of preventive health services	Similar	46%	223	314	29%
		Availability of affordable quality mental health care	Similar	35%	197	317	38%
	Please rate how important, if at all, you think it is for the Battle Creek community to focus on each of the following in the coming two years.	Overall health and wellness opportunities in Battle Creek	Similar	76%	120	317	62%
Natural Environment	Please rate each of the following characteristics as they relate to Battle Creek as a whole.	Overall quality of natural environment in Battle Creek	Lower	50%	315	334	5%
	Please also rate each of the following in the Battle Creek community.	Cleanliness of Battle Creek	Much lower	36%	314	336	6%
		Water resources (beaches, lakes, ponds, riverways, etc.)	Similar	50%	208	297	30%
		Air quality	Lower	55%	288	328	12%
	Please rate the quality of each of the following services in Battle Creek.	Preservation of natural areas (open space, farmlands, and greenbelts)	Lower	44%	281	322	12%
		Battle Creek open space	Lower	47%	281	314	10%

Natural Environment	Please rate the quality of each of the following services in Battle Creek.	Recycling	Similar	57%	254	346	25%
		Yard waste pick-up	Similar	64%	205	311	33%
	Please rate how important, if at all, you think it is for the Battle Creek community to focus on each of the following in the coming two years.	Overall quality of natural environment in Battle Creek	Similar	72%	288	317	9%

Custom Benchmark Tables

This table contains the comparisons of Battle Creek's results to those from Fort Pierce, Sanford, Titusville (Florida), Twin Falls (Idaho), Moline (Illinois), Mankato (Minnesota), Hamilton, Lima (Ohio), Bartlesville (Oklahoma), Apache Junction, Lake Havasu City, Prescott (Arizona), Clatsop County, Corvallis (Oregon), State College (Pennsylvania), Kingsport (Tennessee), Huntsville (Texas), Charlottesville (Virginia). The first column shows Battle Creek's rating compared to the benchmark: results are noted as "higher" or "lower" if the average rating given by Battle Creek residents is at least 10 points above or below the benchmark, and "similar" if it is within 10 points. The second column shows Battle Creek's "percent positive", which is the combination of the most positive response options (e.g., excellent/good). The third column shows Battle Creek's ranking in comparison to other communities where a similar question was asked, and the fourth column shows the number of communities that asked that question. The fifth column shows the percentile for Battle Creek's result (the percent of communities that had a lower rating).

				% positive	Rank	Number of communities	Percentile
Quality of Life	Please rate each of the following aspects of quality of life in Battle Creek.	Battle Creek as a place to live	Lower	48%	16	17	11%
		The overall quality of life in Battle Creek	Lower	46%	16	17	11%
	Please indicate how likely or unlikely you are to do each of the following.	Recommend living in Battle Creek to someone who asks	Lower	53%	17	18	11%
		Remain in Battle Creek for the next five years	Similar	74%	13	18	33%
	Please rate each of the following in the Battle Creek community.	Overall image or reputation of Battle Creek	Much lower	28%	16	17	11%
Governance	Please indicate whether or not you have done each of the following in the last 12 months.	Contacted the City of Battle Creek (in-person, phone, email, or web) for help or information	Similar	48%	5	17	76%
		Contacted Battle Creek elected officials (in-person, phone, email, or web) to express your opinion	Similar	17%	5	17	76%
		Attended a local public meeting (of local elected officials like City Commission, advisory boards, town halls, HOA, neighborhood watch, etc.)	Similar	16%	10	17	47%
		Watched (online or on television) a local public meeting	Similar	27%	10	17	47%
	Please rate the quality of each of the following services in Battle Creek.	Public information services	Similar	46%	15	17	17%
		Overall customer service by Battle Creek employees (police, receptionists, planners, etc.)	Similar	57%	16	17	11%
	Please rate the following categories of Battle Creek government performance	The value of services for the taxes paid to Battle Creek	Lower	30%	17	17	5%

Governance	Please rate the following categories of Battle Creek government performance.	The overall direction that Battle Creek is taking	Similar	40%	14	17	23%	
		The job Battle Creek government does at welcoming resident involvement	Similar	40%	13	17	29%	
		Overall confidence in Battle Creek government	Similar	32%	15	17	17%	
		Generally acting in the best interest of the community	Similar	38%	15	17	17%	
		Being honest	Similar	36%	15	17	17%	
		Being open and transparent to the public	Similar	36%	15	17	17%	
		Informing residents about issues facing the community	Similar	40%	13	17	29%	
		Treating all residents fairly	Similar	40%	14	17	23%	
		Treating residents with respect	Similar	45%	15	17	17%	
	Overall, how would you rate the quality of the services provided by each of the following?	The City of Battle Creek	Lower	49%	15	17	17%	
		The Federal Government	Similar	25%	15	17	17%	
	Economy	Please rate each of the following aspects of quality of life in Battle Creek.	Battle Creek as a place to work	Similar	48%	12	17	35%
			Battle Creek as a place to visit	Much lower	29%	16	17	11%
Please rate each of the following characteristics as they relate to Battle Creek as a whole.		Overall economic health of Battle Creek	Lower	20%	18	18	5%	
Please rate each of the following in the Battle Creek community.		Overall quality of business and service establishments in Battle Creek	Similar	49%	15	17	17%	
		Variety of business and service establishments in Battle Creek	Similar	36%	16	17	11%	

Economy	Please rate each of the following in the Battle Creek community.	Vibrancy of downtown/commercial area	Lower	25%	16	16	6%
		Employment opportunities	Similar	30%	12	17	35%
		Shopping opportunities	Lower	22%	17	17	5%
		Cost of living in Battle Creek	Similar	33%	8	17	58%
	Please rate the quality of each of the following services in Battle Creek.	Economic development	Similar	34%	14	17	23%
	Please rate how important, if at all, you think it is for the Battle Creek community to focus on each of the following in the co..	Overall economic health of Battle Creek	Similar	88%	8	17	58%
		What impact, if any, do you think the economy will have on your family income in the next 6 months? Do you think the impact will be:	Similar	25%	3	18	88%
	Please rate each of the following characteristics as they relate to Battle Creek as a whole.	Overall quality of the transportation system (auto, bicycle, foot, bus) in Battle Creek	Lower	25%	15	17	17%
		Traffic flow on major streets	Similar	48%	10	17	47%
		Ease of public parking	Similar	61%	6	17	70%
		Ease of travel by car in Battle Creek	Similar	68%	9	17	52%
		Ease of travel by public transportation in Battle Creek	Similar	22%	11	17	41%
		Ease of travel by bicycle in Battle Creek	Similar	38%	10	17	47%
		Ease of walking in Battle Creek	Lower	38%	17	17	5%
	Please indicate whether or not you have done each of the following in the last 12 months.	Used bus, rail, subway, or other public transportation instead of driving	Similar	14%	9	17	52%
		Carpooled with other adults or children instead of driving alone	Similar	47%	8	17	58%

Mobility	Please indicate whether or not you have done each of the following in the last 12 months.	Walked or biked instead of driving	Similar	47%	10	17	47%
	Please rate the quality of each of the following services in Battle Creek.	Traffic enforcement	Lower	42%	18	18	5%
		Traffic signal timing	Lower	34%	16	16	6%
		Street repair	Lower	15%	17	18	11%
		Street cleaning	Lower	39%	16	17	11%
		Street lighting	Similar	50%	12	16	31%
		Snow removal	Similar	64%	5	12	66%
		Sidewalk maintenance	Lower	30%	15	16	12%
		Bus or transit services	Similar	29%	11	17	41%
	Please rate how important, if at all, you think it is for the Battle Creek community to focus on each of the following in the co..	Overall quality of the transportation system (auto, bicycle, foot, bus) in Battle Creek	Similar	64%	12	17	35%
Community Design	Please rate each of the following aspects of quality of life in Battle Creek.	Your neighborhood as a place to live	Similar	68%	14	17	23%
	Please rate each of the following characteristics as they relate to Battle Creek as a whole.	Overall design or layout of Battle Creek's residential and commercial areas (e.g., homes, buildings, streets, parks, etc.)	Similar	41%	13	18	33%
	Please also rate each of the following in the Battle Creek community.	Well-planned residential growth	Similar	27%	11	17	41%
		Well-planned commercial growth	Similar	29%	13	17	29%
		Well-designed neighborhoods	Similar	37%	12	17	35%
		Preservation of the historical or cultural character of the community	Similar	51%	16	17	11%

Community Design	Please also rate each of the following in the Battle Creek community.	Public places where people want to spend time	Lower	32%	15	17	17%	
		Variety of housing options	Similar	27%	13	17	29%	
		Availability of affordable quality housing	Similar	17%	10	17	47%	
		Overall quality of new development in Battle Creek	Similar	30%	17	17	5%	
		Overall appearance of Battle Creek	Lower	36%	15	17	17%	
	Please rate the quality of each of the following services in Battle Creek.	Land use, planning, and zoning	Similar	33%	12	17	35%	
		Code enforcement (weeds, abandoned buildings, etc.)	Lower	16%	17	17	5%	
	Please rate how important, if at all, you think it is for the Battle Creek community to focus on each of the following in the co..	Overall design or layout of Battle Creek’s residential and commercial areas (e.g., homes, buildings, streets, parks, etc.)	Lower	56%	17	17	5%	
	Utilities	Please rate each of the following characteristics as they relate to Battle Creek as a whole.	Overall quality of the utility infrastructure in Battle Creek (water, sewer, storm water, electric/gas)	Lower	42%	16	18	16%
		Please rate the quality of each of the following services in Battle Creek.	Affordable high-speed internet access	Similar	45%	12	17	35%
Garbage collection			Similar	76%	14	17	23%	
Drinking water			Much lower	36%	17	18	11%	
Sewer services			Similar	60%	15	17	17%	
Storm water management (storm drainage, dams, levees, etc.)			Lower	40%	15	17	17%	
Power (electric and/or gas) utility			Lower	53%	16	16	6%	
Utility billing			Lower	47%	15	16	12%	

Utilities	Please rate how important, if at all, you think it is for the Battle Creek community to focus on each of the following in the co..	Overall quality of the utility infrastructure in Battle Creek (water, sewer, storm water, electric/gas)	Similar	82%	14	17	23%
Safety	Please rate each of the following characteristics as they relate to Battle Creek as a whole.	Overall feeling of safety in Battle Creek	Lower	38%	16	18	16%
	Please rate how safe or unsafe you feel:	In your neighborhood during the day	Similar	85%	13	17	29%
		In Battle Creek's downtown/commercial area during the day	Lower	70%	15	16	12%
		From property crime	Similar	54%	15	18	22%
		From violent crime	Lower	57%	16	18	16%
		From fire, flood, or other natural disaster	Similar	76%	9	18	55%
	Please rate the quality of each of the following services in Battle Creek.	Police/Sheriff services	Similar	58%	16	18	16%
		Crime prevention	Lower	38%	16	18	16%
		Animal control	Lower	46%	15	17	17%
		Ambulance or emergency medical services	Similar	75%	16	18	16%
		Fire services	Similar	84%	17	18	11%
		Fire prevention and education	Similar	66%	13	18	33%
		Emergency preparedness (services that prepare the community for natural disasters or other emergency situations)	Similar	53%	14	17	23%
	Please rate how important, if at all, you think it is for the Battle Creek community to focus on each of the following in the co..	Overall feeling of safety in Battle Creek	Similar	88%	7	17	64%
Natural Environment	Please rate each of the following characteristics as they relate to Battle Creek as a whole.	Overall quality of natural environment in Battle Creek	Lower	50%	15	18	22%

Natural Environment	Please also rate each of the following in the Battle Creek community.	Cleanliness of Battle Creek	Lower	36%	16	17	11%	
		Water resources (beaches, lakes, ponds, riverways, etc.)	Similar	50%	11	17	41%	
		Air quality	Lower	55%	15	17	17%	
	Please rate the quality of each of the following services in Battle Creek.	Preservation of natural areas (open space, farmlands, and greenbelts)	Similar	44%	15	17	17%	
		Battle Creek open space	Similar	47%	15	17	17%	
		Recycling	Similar	57%	10	17	47%	
		Yard waste pick-up	Similar	64%	8	16	56%	
	Please rate how important, if at all, you think it is for the Battle Creek community to focus on each of the following in the co..	Overall quality of natural environment in Battle Creek	Similar	72%	14	17	23%	
	Parks and Recreation	Please rate each of the following characteristics as they relate to Battle Creek as a whole.	Overall quality of parks and recreation opportunities	Lower	47%	18	18	5%
Please also rate each of the following in the Battle Creek community.		Availability of paths and walking trails	Lower	52%	14	17	23%	
		Fitness opportunities (including exercise classes and paths or trails, etc.)	Lower	50%	15	17	17%	
		Recreational opportunities	Lower	43%	16	17	11%	
Please rate the quality of each of the following services in Battle Creek.		City parks	Lower	54%	17	17	5%	
		Recreation programs or classes	Lower	42%	14	16	18%	
		Recreation centers or facilities	Lower	42%	15	17	17%	
Please rate how important, if at all, you think it is for the Battle Creek community to focus on each of the following in the co..		Overall quality of parks and recreation opportunities	Similar	72%	11	17	41%	

Health and Wellness	Please rate each of the following characteristics as they relate to Battle Creek as a whole.	Overall health and wellness opportunities in Battle Creek	Similar	42%	17	18	11%
	Please also rate each of the following in the Battle Creek community.	Availability of affordable quality food	Similar	46%	15	17	17%
		Availability of affordable quality health care	Similar	45%	10	17	47%
		Availability of preventive health services	Similar	46%	9	17	52%
		Availability of affordable quality mental health care	Similar	35%	8	17	58%
	Please rate how important, if at all, you think it is for the Battle Creek community to focus on each of the following in the co..	Overall health and wellness opportunities in Battle Creek	Similar	76%	11	17	41%
Education, Arts, and Culture	Please rate each of the following characteristics as they relate to Battle Creek as a whole.	Overall opportunities for education, culture, and the arts	Lower	38%	17	18	11%
	Please also rate each of the following in the Battle Creek community.	Opportunities to attend cultural/arts/music activities	Lower	40%	15	17	17%
		Community support for the arts	Lower	37%	15	17	17%
		Availability of affordable quality childcare/preschool	Similar	28%	11	17	41%
		K-12 education	Similar	43%	13	17	29%
		Adult educational opportunities	Similar	50%	11	17	41%
		Opportunities to attend special events and festivals	Similar	54%	15	17	17%
	Please rate the quality of each of the following services in Battle Creek.	Public library services	Similar	85%	6	17	70%
	Please rate how important, if at all, you think it is for the Battle Creek community to focus on each of the following in the co..	Overall opportunities for education, culture, and the arts	Similar	72%	6	17	70%
Inclusivity and Engagement	Please rate each of the following aspects of quality of life in Battle Creek	Battle Creek as a place to raise children	Lower	42%	16	17	11%

Inclusivity and Engagement	Please rate each of the following aspects of quality of life in Battle Creek.	Battle Creek as a place to retire	Much lower	36%	16	17	11%
		Sense of community	Lower	30%	16	17	11%
	Please rate each of the following characteristics as they relate to Battle Creek as a whole.	Residents' connection and engagement with their community	Lower	28%	15	18	17%
	Please rate the job you feel the Battle Creek community does at each of the following.	Making all residents feel welcome	Similar	52%	15	17	17%
		Attracting people from diverse backgrounds	Similar	62%	5	17	76%
		Valuing/respecting residents from diverse backgrounds	Similar	61%	4	17	82%
		Taking care of vulnerable residents (elderly, disabled, homeless, etc.)	Similar	28%	14	17	23%
	Please also rate each of the following in the Battle Creek community.	Sense of civic/community pride	Lower	31%	15	17	17%
		Neighborliness of residents in Battle Creek	Lower	37%	16	17	11%
		Opportunities to participate in social events and activities	Similar	44%	15	17	17%
		Opportunities to volunteer	Similar	59%	15	17	17%
		Opportunities to participate in community matters	Similar	51%	15	17	17%
		Openness and acceptance of the community toward people of diverse backgrounds	Similar	56%	5	17	76%
	Please indicate whether or not you have done each of the following in the last 12 months.	Volunteered your time to some group/activity in Battle Creek	Similar	42%	10	17	47%
		Campaigned or advocated for a local issue, cause, or candidate	Similar	21%	5	17	76%
	Please rate how important, if at all, you think it is for the Battle Creek community to focus on each of the following in the co..	Residents' connection and engagement with their community	Similar	68%	5	17	76%

Full Trends

This table contains the trends over time for the City of Battle Creek. The combined "percent positive" responses for each survey year are presented (e.g., excellent/good or yes). If an item was not included during an administration of the survey, no percentage will be shown in the table. If the difference between the 2024 and 2025 surveys is greater than 7 percentage points, the change is statistically significant.

It is important to note that in 2020, The NCS survey was updated to include new and refreshed items. Consequently, some of the trends may be impacted due to wording modifications that could have potentially altered the meaning of the item for the respondent.

			2015	2018	2022	2025
Quality of Life	Please rate each of the following aspects of quality of life in Battle Creek.	The overall quality of life	33%	34%	38%	46% H
	Please indicate how likely or unlikely you are to do each of the following.	Remain in Battle Creek for the next five years	72%	66%	64%	74% H
	Please rate each of the following in the Battle Creek community.	Overall image or reputation	18%	16%	20%	28% H
Governance	Please rate the following categories of Battle Creek government performance.	The overall direction that Battle Creek is taking	22%	25%	32%	40% H
		Being open and transparent to the public			27%	36% H
		Informing residents about issues facing the community			30%	40% H
		Treating all residents fairly	21%	27%	31%	40% H
	Overall, how would you rate the quality of the services provided by each of the following?	The City of Battle Creek	35%	42%	38%	49% H
		The Federal Government	28%	31%	34%	25% L
Economy	Please rate each of the following in the Battle Creek community.	Employment opportunities	20%	25%	43%	30% L
	Please rate the quality of each of the following services in Battle Creek.	Economic development	22%	24%	23%	34% H

Economy		What impact, if any, do you think the economy will have on your family income in the next 6 months? Do you think the impact will be:	26%	25%	10%	25% H
Mobility	Please rate each of the following characteristics as they relate to Battle Creek as a whole.	Overall quality of the transportation system			37%	25% L
	Please also rate each of the following in the Battle Creek community.	Traffic flow on major streets	55%	58%	60%	48% L
		Ease of travel by car	63%	67%	75%	68% L
		Ease of travel by public transportation	33%	41%	31%	22% L
		Ease of walking	46%	52%	47%	38% L
	Please indicate whether or not you have done each of the following in the last 12 months.	Used public transportation instead of driving	20%	17%	23%	14% L
	Please rate the quality of each of the following services in Battle Creek.	Traffic signal timing	26%	39%	42%	34% L
		Snow removal	34%	45%	49%	64% H
Community Design	Please rate how important, if at all, you think it is for the Battle Creek community to focus on each of the following in the coming two years.	Overall quality of the transportation system			72%	64% L
	Please rate each of the following aspects of quality of life in Battle Creek.	Your neighborhood as a place to live	57%	59%	59%	68% H
	Please also rate each of the following in the Battle Creek community.	Well-planned commercial growth			22%	29% H
		Preservation of the historical or cultural character of the community			38%	51% H

Community Design	Please also rate each of the following in the Battle Creek community.	Availability of affordable quality housing	36%	29%	26%	17% L
	Please rate the quality of each of the following services in Battle Creek.	Land use, planning and zoning	25%	25%	24%	33% H
Utilities	Please rate each of the following characteristics as they relate to Battle Creek as a whole.	Overall quality of the utility infrastructure			53%	42% L
	Please rate the quality of each of the following services in Battle Creek.	Garbage collection	69%	78%	69%	76% H
		Drinking water	42%	50%	48%	36% L
		Sewer services	53%	62%	70%	60% L
		Storm water management	40%	46%	53%	40% L
		Power (electric and/or gas) utility	58%	63%	60%	53% L
Safety	Please rate how safe or unsafe you feel:	In your neighborhood during the day	76%	80%	76%	85% H
		From property crime			45%	54% H
		From violent crime			48%	57% H
	Please rate the quality of each of the following services in Battle Creek.	Ambulance or emergency medical services	72%	72%	68%	75% H
		Fire prevention and education	56%	59%	59%	66% H



























Safety	Please rate the quality of each of the following services in Battle Creek.	Emergency preparedness	40%	42%	46%	53% H
Parks and Recreation	Please rate each of the following characteristics as they relate to Battle Creek as a whole.	Overall quality of parks and recreation opportunities			56%	47% L
	Please also rate each of the following in the Battle Creek community.	Fitness opportunities	53%	51%	58%	50% L
	Please rate the quality of each of the following services in Battle Creek.	Recreation programs or classes	42%	45%	32%	42% H
		Recreation centers or facilities	40%	42%	34%	42% H
Inclusivity and Engagement	Please rate the job you feel the Battle Creek community does at each of the following.	Attracting people from diverse backgrounds			53%	62% H
		Valuing/respecting residents from diverse backgrounds			47%	61% H
	Please also rate each of the following in the Battle Creek community.	Opportunities to participate in social events and activities	30%	31%	36%	44% H
		Opportunities to participate in community matters	37%	40%	41%	51% H
		Openness and acceptance of the community toward people of diverse backgrounds	33%	39%	38%	56% H
Education, Arts, and Culture	Please rate each of the following characteristics as they relate to Battle Creek as a whole.	Overall opportunities for education, culture, and the arts	43%	41%	29%	38% H
	Please also rate each of the following in the Battle Creek community.	K-12 education	49%	46%	34%	43% H
		Adult educational opportunities	45%	39%	41%	50% H



























Education, Arts, and Culture	Please also rate each of the following in the Battle Creek community.	Opportunities to attend special events and festivals	39%	40%	37%	54% H
	Please rate the quality of each of the following services in Battle Creek.	Public library services	73%	77%	77%	85% H
	Please rate how important, if at all, you think it is for the Battle Creek community to focus on each of the following in the coming two years.	Overall opportunities for education, culture, and the arts	84%	87%	80%	72% L
Health and Wellness	Please also rate each of the following in the Battle Creek community.	Availability of affordable quality food	44%	44%	37%	46% H
		Availability of affordable quality health care	40%	42%	35%	45% H
		Availability of affordable quality mental health care	35%	35%	27%	35% H
Natural Environment	Please rate the quality of each of the following services in Battle Creek.	Battle Creek open space	31%	36%	36%	47% H



























Complete Set of Frequencies



























This dashboard contains a complete set of responses to each question on the survey. By default, "don't know" responses are excluded, but may be added to the table using the response filter to the right. In some tables, the percentages may not sum to 100%; this is either because the question permitted the respondent to "choose all that apply", or for a question that asked the respondent to select one answer, it is due to the customary practice of rounding values to the nearest whole number.

Community Design	Please rate each of the following aspects of quality of life in Battle Creek.	Your neighborhood as a place to live	Excellent	<div><div></div></div>	22% N=136
			Good	<div><div></div></div>	46% N=286
			Fair	<div><div></div></div>	24% N=149
			Poor	<div><div></div></div>	8% N=49
	Please rate each of the following characteristics as they relate to Battle Creek as a whole.	Overall design or layout of residential and commercial areas	Excellent	<div><div></div></div>	5% N=33
			Good	<div><div></div></div>	36% N=221
			Fair	<div><div></div></div>	44% N=272
			Poor	<div><div></div></div>	15% N=93
	Please also rate each of the following in the Battle Creek community.	Well-planned residential growth	Excellent	<div><div></div></div>	9% N=39
			Good	<div><div></div></div>	18% N=82
			Fair	<div><div></div></div>	37% N=164
			Poor	<div><div></div></div>	36% N=160
		Well-planned commercial growth	Excellent	<div><div></div></div>	6% N=28
Good			<div><div></div></div>	23% N=110	
Fair			<div><div></div></div>	36% N=170	
Poor			<div><div></div></div>	35% N=167	
Well-designed neighborhoods		Excellent	<div><div></div></div>	4% N=21	
		Good	<div><div></div></div>	33% N=174	
		Fair	<div><div></div></div>	44% N=234	
		Poor	<div><div></div></div>	20% N=105	
Preservation of the historical or cultural character of the community		Excellent	<div><div></div></div>	8% N=44	
		Good	<div><div></div></div>	42% N=221	
		Fair	<div><div></div></div>	30% N=155	



























Community Design	Please also rate each of the following in the Battle Creek community.	Preservation of the historical or cultural character of the community	Poor		20% N=102
		Public places where people want to spend time	Excellent		8% N=44
			Good		24% N=141
			Fair		35% N=203
			Poor		33% N=193
		Variety of housing options	Excellent		4% N=22
			Good		23% N=130
			Fair		34% N=191
			Poor		39% N=219
		Availability of affordable quality housing	Excellent		2% N=10
			Good		15% N=84
			Fair		28% N=154
			Poor		55% N=299
	Please rate the quality of each of the following services in Battle Creek.	Overall quality of new development	Excellent		7% N=33
			Good		24% N=119
			Fair		34% N=172
			Poor		36% N=179
		Overall appearance	Excellent		6% N=36
			Good		30% N=180
			Fair		40% N=237
			Poor		24% N=143
		Land use, planning and zoning	Excellent		3% N=11
			Good		30% N=110
			Fair		32% N=120
			Poor		35% N=129
		Code enforcement	Excellent		1% N=5



























Community Design	Please rate the quality of each of the following services in Battle Creek.	Code enforcement	Good		15% N=71
			Fair		36% N=166
			Poor		48% N=220
	Please rate how important, if at all, you think it is for the Battle Creek community to focus on each of the following in the coming two years.	Overall design or layout of residential and commercial areas	Essential		17% N=106
			Very important		39% N=237
			Somewhat important		34% N=208
			Not at all important		10% N=60
	Custom	You indicated that "other" was a major or minor source. Please specify.	Area 1		1% N=2
			The City's website		6% N=8
			Area 2		6% N=8
			The City's social media (Facebook, X, Instagram, etc.)		48% N=66
			Area 3		8% N=11
			Received an email from the City		21% N=29
			Area 4		9% N=13
			In a City newsletter or utility bill		6% N=8
			Area 5		11% N=15
			Received a postcard or letter from the City		0% N=1
			Area 6		11% N=15
			Nextdoor		1% N=2
			Area 7		13% N=18
			In my Facebook feed		26% N=36
			Area 8		13% N=18
			Saw it on a video of a public meeting or at a meeting I attended		0% N=
			Area 9		14% N=20
			Saw it on the City's cable channel		1% N=1
			None of these/I don't live in Battle Creek		3% N=4



























Custom	You indicated that "other" was a major or minor source. Please specify.	Saw it in a newspaper article or ad (hard copy or online)		1% N=2
		Saw a flyer or poster about it		1% N=1
		Heard about it from a family member, friend, or neighbor		7% N=9
		Heard about it from a business or social organization in my community		0% N=
		On my Polco feed		1% N=1
		Other		2% N=3
Overall, how would you rate the quality of the services provided by each of the following?	The State of Michigan Government	Excellent		6% N=36
		Good		26% N=149
		Fair		45% N=255
		Poor		23% N=128
Please indicate how much of a source, if at all, you consider each of the following to be for obtaining information about the City government and its activities, events and services.	City website (battlecreekmi.gov)	Major source		56% N=341
		Minor source		34% N=207
		Not a source		9% N=57
	Email newsletters	Major source		20% N=123
		Minor source		50% N=299
		Not a source		30% N=181
	Text/email alerts	Major source		33% N=201
		Minor source		36% N=215
		Not a source		31% N=184
	Social media (e.g., Facebook, Instagram, Nextdoor)	Major source		49% N=293
		Minor source		31% N=186
		Not a source		21% N=124
	AccessVision (TV or online)	Major source		15% N=91
		Minor source		35% N=214
		Not a source		49% N=297
	Local news outlets (TV, radio, newspaper)	Major source		45% N=274


























Custom	Please indicate how much of a source, if at all, you consider each of the following to be for obtaining information about the City government and its activities, events and services.	Local news outlets (TV, radio, newspaper)	Minor source		38% N=230
			Not a source		17% N=102
		Printed mailers or flyers	Major source		38% N=227
			Minor source		47% N=286
			Not a source		15% N=90
		Community events	Major source		34% N=205
			Minor source		44% N=267
			Not a source		22% N=130
		Word of mouth/community groups (e.g., Neighborhood Planning Councils)	Major source		37% N=220
			Minor source		39% N=234
			Not a source		25% N=149
		Other	Major source		6% N=22
			Minor source		7% N=25
			Not a source		87% N=308
		In general, how many times do you watch programming on AccessVision (TV or online)?	Several times a day		4% N=26
			Once a day		4% N=25
			A few times a week		6% N=39
			Every few weeks		8% N=48
			Less often or never		77% N=476
Demographic	Please indicate whether or not you have done each of the following in the last 12 months.	Voted in your most recent local election	No		23% N=139
			Yes		77% N=477
	In general, how many times do you:	Access the internet from your home	Several times a day		63% N=383
			Once a day		9% N=55
			A few times a week		9% N=52
			Every few weeks		6% N=35
			Less often or never		13% N=80



























Demographic	In general, how many times do you:	Access the internet from your cell phone	Several times a day		81% N=482
			Once a day		11% N=63
			A few times a week		4% N=22
			Every few weeks		0% N=2
			Less often or never		5% N=28
		Visit social media sites	Several times a day		64% N=386
			Once a day		12% N=71
			A few times a week		8% N=47
			Every few weeks		4% N=23
			Less often or never		13% N=78
		Use or check email	Several times a day		61% N=365
			Once a day		23% N=139
			A few times a week		7% N=44
			Every few weeks		5% N=29
			Less often or never		4% N=21
		Share your opinions online	Several times a day		14% N=84
			Once a day		5% N=27
			A few times a week		15% N=86
			Every few weeks		17% N=98
			Less often or never		50% N=296
		How many years have you lived in Battle Creek?	Less than 2 years		11% N=68
			2-5 years		12% N=71
			6-10 years		10% N=59
			11-20 years		9% N=57
			More than 20 years		58% N=355
		Which best describes the building you live in?	Single-family detached home		66% N=404

Demographic	Which best describes the building you live in?	Townhouse or duplex (may share walls but no units above or below you)		3% N=19
		Condominium or apartment (have units above or below you)		24% N=144
		Mobile home		1% N=5
		Other		6% N=39
	Do you rent or own your home?	Rent		35% N=210
		Own		65% N=398
	About how much is your monthly housing cost for the place you live (including rent, mortgage payment, property tax, property insurance and homeowners' association (HOA) fees)?	Less than \$300		4% N=20
		\$300 to \$599		11% N=66
		\$600 to \$999		22% N=128
		\$1,000 to \$1,499		31% N=178
		\$1,500 to \$2,499		22% N=126
		\$2,500 to \$3,999		6% N=34
		\$4,000 to \$6,999		2% N=14
		\$7,000 to \$9,999		1% N=7
		\$10,000 or more		1% N=7
	Do any children 17 or under live in your household?	No		69% N=416
		Yes		31% N=190
	Are you or any other members of your household aged 65 or older?	No		69% N=417
		Yes		31% N=190
	How much do you anticipate your household's total income before taxes will be for the current year? (Please include in your total income money from all sources for all persons living in your household.)	Less than \$25,000		18% N=101
		\$25,000 to \$49,999		19% N=109
		\$50,000 to \$74,999		21% N=121
		\$75,000 to \$99,999		14% N=81
		\$100,000 to \$149,999		17% N=96
		\$150,000 to \$199,999		7% N=42
		\$200,000 to \$299,999		2% N=9

Demographic	Income money from all sources for all persons living in your household.)		\$300,000 or more		3% N=16
	In which category is your age?		18-24 years		8% N=46
			25-34 years		21% N=130
			35-44 years		17% N=103
			45-54 years		17% N=106
			55-64 years		11% N=64
			65-74 years		17% N=102
			75 years or older		9% N=58
	What is your gender?		Woman		51% N=303
			Man		47% N=282
			Identify in another way		2% N=11
Economy	Please rate each of the following aspects of quality of life in Battle Creek.	Battle Creek as a place to work	Excellent		5% N=27
			Good		43% N=238
			Fair		30% N=167
			Poor		21% N=116
		Battle Creek as a place to visit	Excellent		5% N=32
			Good		24% N=144
			Fair		37% N=223
			Poor		34% N=208
	Please rate each of the following characteristics as they relate to Battle Creek as a whole.	Overall economic health	Excellent		1% N=6
			Good		19% N=108
			Fair		52% N=290
			Poor		28% N=156
	Please rate each of the following in the Battle Creek community.	Overall quality of business and service establishments	Excellent		6% N=39
			Good		43% N=262
			Fair		34% N=209

Economy	Please rate each of the following in the Battle Creek community.	Overall quality of business and service establishments	Poor		16% N=99
		Variety of business and service establishments	Excellent		5% N=31
			Good		31% N=189
			Fair		39% N=242
			Poor		25% N=151
		Vibrancy of downtown/commercial area	Excellent		3% N=16
			Good		23% N=134
			Fair		42% N=251
			Poor		32% N=190
		Employment opportunities	Excellent		4% N=19
			Good		27% N=139
			Fair		42% N=221
			Poor		28% N=145
		Shopping opportunities	Excellent		4% N=23
			Good		18% N=110
			Fair		36% N=217
			Poor		43% N=259
		Cost of living	Excellent		5% N=33
			Good		28% N=169
			Fair		38% N=232
			Poor		29% N=179
	Please rate the quality of each of the following services in Battle Creek.	Economic development	Excellent		7% N=33
			Good		27% N=130
			Fair		44% N=212
			Poor		22% N=108
	Please rate how important, if at all, you	Overall economic health	Essential		49% N=299

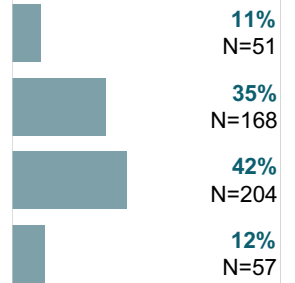
Economy	Please rate how important, if at all, you think it is for the Battle Creek community to focus on each of the following in the coming two years.	Overall economic health	Very important		39% N=238
			Somewhat important		11% N=67
			Not at all important		1% N=3
		What impact, if any, do you think the economy will have on your family income in the next 6 months? Do you think the impact will be:	Very positive		8% N=49
			Somewhat positive		17% N=102
			Neutral		26% N=157
			Somewhat negative		35% N=210
			Very negative		15% N=88
Education, Arts, and Culture	Please rate each of the following characteristics as they relate to Battle Creek as a whole.	Overall opportunities for education, culture, and the arts	Excellent		4% N=24
			Good		34% N=193
			Fair		38% N=216
			Poor		24% N=137
	Please also rate each of the following in the Battle Creek community.	Opportunities to attend cultural/arts/music activities	Excellent		10% N=58
			Good		30% N=172
			Fair		37% N=212
			Poor		23% N=131
		Community support for the arts	Excellent		10% N=48
			Good		27% N=136
			Fair		44% N=218
			Poor		20% N=98
		Availability of affordable quality childcare/preschool	Excellent		6% N=19
			Good		22% N=74
			Fair		33% N=111
			Poor		39% N=131
		K-12 education	Excellent		10% N=46
			Good		33% N=151

Education, Arts, and Culture	Please also rate each of the following in the Battle Creek community.	K-12 education	Fair		34% N=155
			Poor		24% N=109
		Adult educational opportunities	Excellent		10% N=42
			Good		40% N=169
			Fair		32% N=135
			Poor		18% N=75
		Opportunities to attend special events and festivals	Excellent		16% N=96
			Good		37% N=219
			Fair		30% N=175
			Poor		16% N=95
	Please rate the quality of each of the following services in Battle Creek.	Public library services	Excellent		47% N=249
			Good		38% N=203
			Fair		15% N=77
			Poor		1% N=4
	Please rate how important, if at all, you think it is for the Battle Creek community to focus on each of the following in the coming two years.	Overall opportunities for education, culture, and the arts	Essential		35% N=211
			Very important		38% N=228
			Somewhat important		26% N=160
			Not at all important		1% N=9
Governance	Please indicate whether or not you have done each of the following in the last 12 months.	Contacted the City of Battle Creek for help or information	No		52% N=318
			Yes		48% N=296
		Contacted Battle Creek elected officials to express your opinion	No		83% N=505
			Yes		17% N=107
		Attended a local public meeting	No		84% N=517
			Yes		16% N=99
		Watched a local public meeting	No		73% N=450
			Yes		27% N=164

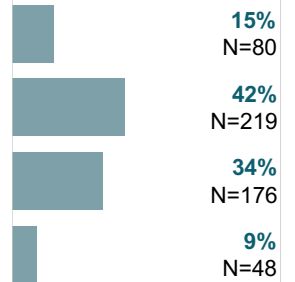
Governance

Please rate the quality of each of the following services in Battle Creek.

Public information services	Excellent
	Good
	Fair
	Poor

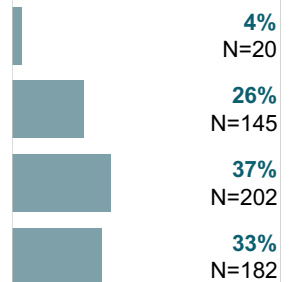


Overall customer service by Battle Creek employees	Excellent
	Good
	Fair
	Poor

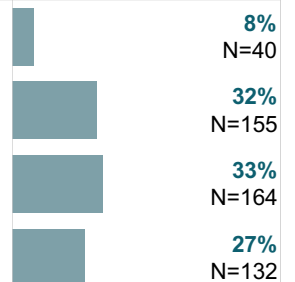


Please rate the following categories of Battle Creek government performance.

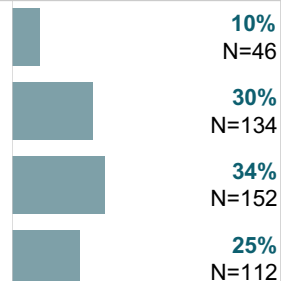
The value of services for the taxes paid to Battle Creek	Excellent
	Good
	Fair
	Poor



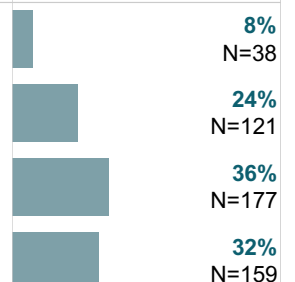
The overall direction that Battle Creek is taking	Excellent
	Good
	Fair
	Poor



The job Battle Creek government does at welcoming resident involvement	Excellent
	Good
	Fair
	Poor























































Overall confidence in Battle Creek government	Excellent
	Good
	Fair
	Poor























































Generally acting in the best interest of the community	Excellent
	Good























































Governance	Please rate the following categories of Battle Creek government performance.	Generally acting in the best interest of the community	Fair		34% N=173
			Poor		29% N=148
		Being honest	Excellent		8% N=32
			Good		29% N=119
			Fair		32% N=135
			Poor		31% N=130
		Being open and transparent to the public	Excellent		7% N=29
			Good		29% N=119
			Fair		32% N=132
			Poor		33% N=136
		Informing residents about issues facing the community	Excellent		9% N=43
			Good		31% N=142
			Fair		33% N=152
			Poor		27% N=126
		Treating all residents fairly	Excellent		8% N=36
			Good		31% N=138
			Fair		29% N=128
			Poor		32% N=139
		Treating residents with respect	Excellent		9% N=40
			Good		36% N=166
			Fair		33% N=154
			Poor		22% N=100
	Overall, how would you rate the quality of the services provided by each of the following?	The City of Battle Creek	Excellent		10% N=57
			Good		39% N=222
			Fair		30% N=173
			Poor		21% N=123



























Governance	Overall, how would you rate the quality of the services provided by each of the following?	The Federal Government	Excellent		6% N=31
			Good		20% N=108
			Fair		32% N=177
			Poor		43% N=237
Health and Wellness	Please rate each of the following characteristics as they relate to Battle Creek as a whole.	Overall health and wellness opportunities	Excellent		6% N=36
			Good		36% N=204
			Fair		39% N=223
			Poor		18% N=105
	Please also rate each of the following in the Battle Creek community.	Availability of affordable quality food	Excellent		11% N=64
			Good		36% N=214
			Fair		31% N=189
			Poor		22% N=135
		Availability of affordable quality health care	Excellent		9% N=54
			Good		36% N=206
			Fair		29% N=165
			Poor		26% N=148
		Availability of preventive health services	Excellent		9% N=50
			Good		37% N=196
			Fair		37% N=196
			Poor		17% N=93
		Availability of affordable quality mental health care	Excellent		9% N=42
			Good		26% N=117
			Fair		28% N=129
			Poor		37% N=168
	Please rate how important, if at all, you think it is for the Battle Creek community to focus on each of the	Overall health and wellness opportunities	Essential		33% N=203
			Very important		43% N=260


























Health and Wellness	Important, if at all, you think it is for the Battle Creek community to focus on each of the following in the coming two years.	Overall health and wellness opportunities	Somewhat important		21% N=131
			Not at all important		3% N=16
Inclusivity and Engagement	Please rate each of the following aspects of quality of life in Battle Creek.	Battle Creek as a place to raise children	Excellent		4% N=24
			Good		37% N=202
			Fair		35% N=190
			Poor		23% N=124
		Battle Creek as a place to retire	Excellent		7% N=34
			Good		29% N=147
			Fair		26% N=132
			Poor		38% N=196
		Sense of community	Excellent		4% N=22
			Good		26% N=157
			Fair		42% N=248
			Poor		28% N=168
	Please rate each of the following characteristics as they relate to Battle Creek as a whole.	Residents' connection and engagement with their community	Excellent		4% N=24
			Good		24% N=130
			Fair		45% N=243
			Poor		27% N=144
	Please rate the job you feel the Battle Creek community does at each of the following.	Making all residents feel welcome	Excellent		10% N=54
			Good		42% N=237
			Fair		29% N=162
			Poor		19% N=105
		Attracting people from diverse backgrounds	Excellent		22% N=117
			Good		39% N=207
			Fair		23% N=122
			Poor		15% N=81



























Inclusivity and Engagement	Please rate the job you feel the Battle Creek community does at each of the following.	Valuing/respecting residents from diverse backgrounds	Excellent		22% N=115
			Good		39% N=202
			Fair		27% N=141
			Poor		11% N=58
		Taking care of vulnerable residents	Excellent		6% N=33
			Good		22% N=117
			Fair		35% N=188
			Poor		36% N=193
	Please also rate each of the following in the Battle Creek community.	Sense of civic/community pride	Excellent		6% N=31
			Good		25% N=129
			Fair		39% N=207
			Poor		30% N=158
		Neighborliness of residents	Excellent		8% N=44
			Good		29% N=168
			Fair		42% N=238
			Poor		21% N=121
		Opportunities to participate in social events and activities	Excellent		11% N=59
			Good		34% N=185
			Fair		39% N=217
			Poor		16% N=90
		Opportunities to volunteer	Excellent		17% N=78
			Good		42% N=199
			Fair		28% N=130
			Poor		13% N=62
		Opportunities to participate in community matters	Excellent		7% N=33
			Good		44% N=206



























Inclusivity and Engagement	Please also rate each of the following in the Battle Creek community.	Opportunities to participate in community matters	Fair		34% N=159
			Poor		16% N=73
		Openness and acceptance of the community toward people of diverse backgrounds	Excellent		15% N=77
			Good		41% N=201
			Fair		33% N=162
			Poor		11% N=56
	Please indicate whether or not you have done each of the following in the last 12 months.	Volunteered your time to some group/activity	No		58% N=358
			Yes		42% N=259
		Campaigned or advocated for a local issue, cause, or candidate	No		79% N=490
			Yes		21% N=127
	Please rate how important, if at all, you think it is for the Battle Creek community to focus on each of the following in the coming two years.	Residents' connection and engagement with their community	Essential		27% N=166
			Very important		41% N=250
			Somewhat important		29% N=175
			Not at all important		3% N=20
Mobility	Please rate each of the following characteristics as they relate to Battle Creek as a whole.	Overall quality of the transportation system	Excellent		4% N=21
			Good		21% N=115
			Fair		41% N=228
			Poor		34% N=188
	Please also rate each of the following in the Battle Creek community.	Traffic flow on major streets	Excellent		7% N=41
			Good		41% N=253
			Fair		40% N=250
			Poor		12% N=74
		Ease of public parking	Excellent		17% N=100
			Good		44% N=267
			Fair		24% N=142
			Poor		16% N=94



























Mobility	Please also rate each of the following in the Battle Creek community.	Ease of travel by car	Excellent		21% N=127
			Good		48% N=291
			Fair		25% N=155
			Poor		6% N=39
		Ease of travel by public transportation	Excellent		6% N=21
			Good		16% N=52
			Fair		29% N=97
			Poor		49% N=160
		Ease of travel by bicycle	Excellent		9% N=39
			Good		29% N=120
			Fair		43% N=178
			Poor		19% N=81
		Ease of walking	Excellent		12% N=64
			Good		26% N=148
			Fair		38% N=214
			Poor		24% N=132
	Please indicate whether or not you have done each of the following in the last 12 months.	Used public transportation instead of driving	No		86% N=526
			Yes		14% N=88
		Carpooled with other adults or children instead of driving alone	No		53% N=327
			Yes		47% N=291
		Walked or biked instead of driving	No		53% N=330
			Yes		47% N=287
	Please rate the quality of each of the following services in Battle Creek.	Traffic enforcement	Excellent		5% N=30
			Good		36% N=203
			Fair		30% N=167
			Poor		29% N=161



























Mobility	Please rate the quality of each of the following services in Battle Creek.	Traffic signal timing	Excellent		5% N=31
			Good		28% N=164
			Fair		34% N=200
			Poor		32% N=186
		Street repair	Excellent		1% N=6
			Good		14% N=83
			Fair		34% N=204
			Poor		51% N=300
		Street cleaning	Excellent		9% N=50
			Good		31% N=177
			Fair		33% N=191
			Poor		27% N=159
		Street lighting	Excellent		9% N=53
			Good		41% N=233
			Fair		32% N=185
			Poor		17% N=99
		Snow removal	Excellent		15% N=87
			Good		49% N=277
			Fair		25% N=141
			Poor		11% N=65
		Sidewalk maintenance	Excellent		6% N=30
			Good		25% N=131
			Fair		38% N=200
			Poor		32% N=170
		Bus or transit services	Excellent		7% N=18
			Good		22% N=58



























Mobility	Please rate the quality of each of the following services in Battle Creek.	Bus or transit services	Fair		36% N=97
			Poor		35% N=94
	Please rate how important, if at all, you think it is for the Battle Creek community to focus on each of the following in the coming two years.	Overall quality of the transportation system	Essential		23% N=142
			Very important		41% N=249
			Somewhat important		31% N=190
			Not at all important		4% N=26
Natural Environment	Please rate each of the following characteristics as they relate to Battle Creek as a whole.	Overall quality of natural environment	Excellent		10% N=59
			Good		40% N=241
			Fair		36% N=216
			Poor		14% N=83
	Please also rate each of the following in the Battle Creek community.	Cleanliness	Excellent		7% N=40
			Good		29% N=179
			Fair		37% N=226
			Poor		27% N=165
		Water resources	Excellent		12% N=74
			Good		37% N=220
			Fair		35% N=208
			Poor		15% N=90
		Air quality	Excellent		13% N=80
			Good		42% N=248
			Fair		32% N=190
			Poor		13% N=77
	Please rate the quality of each of the following services in Battle Creek.	Preservation of natural areas	Excellent		10% N=46
			Good		34% N=159
			Fair		37% N=171
			Poor		19% N=87



























Natural Environment	Please rate the quality of each of the following services in Battle Creek.	Battle Creek open space	Excellent		8% N=36
			Good		39% N=173
			Fair		32% N=143
			Poor		21% N=92
		Recycling	Excellent		14% N=73
			Good		43% N=219
			Fair		29% N=150
			Poor		13% N=67
		Yard waste pick-up	Excellent		21% N=106
			Good		42% N=210
			Fair		24% N=120
			Poor		12% N=58
	Please rate how important, if at all, you think it is for the Battle Creek community to focus on each of the following in the coming two years.	Overall quality of natural environment	Essential		33% N=203
			Very important		39% N=236
			Somewhat important		26% N=156
			Not at all important		2% N=13
Parks and Recreation	Please rate each of the following characteristics as they relate to Battle Creek as a whole.	Overall quality of parks and recreation opportunities	Excellent		11% N=66
			Good		36% N=210
			Fair		38% N=222
			Poor		16% N=93
	Please also rate each of the following in the Battle Creek community.	Availability of paths and walking trails	Excellent		16% N=95
			Good		36% N=210
			Fair		37% N=218
			Poor		10% N=61
		Fitness opportunities	Excellent		16% N=88
			Good		34% N=188










Parks and Recreation	Please also rate each of the following in the Battle Creek community.	Fitness opportunities	Fair		36% N=198
			Poor		14% N=79
		Recreational opportunities	Excellent		11% N=62
			Good		32% N=179
			Fair		36% N=203
			Poor		21% N=122
	Please rate the quality of each of the following services in Battle Creek.	City parks	Excellent		14% N=74
			Good		40% N=216
			Fair		31% N=164
			Poor		16% N=84
		Recreation programs or classes	Excellent		6% N=22
			Good		36% N=133
			Fair		38% N=141
			Poor		21% N=76
		Recreation centers or facilities	Excellent		6% N=25
			Good		36% N=159
			Fair		39% N=169
			Poor		19% N=84
	Please rate how important, if at all, you think it is for the Battle Creek community to focus on each of the following in the coming two years.	Overall quality of parks and recreation opportunities	Essential		25% N=152
			Very important		47% N=290
			Somewhat important		27% N=167
			Not at all important		1% N=4
Quality of Life	Please rate each of the following aspects of quality of life in Battle Creek.	Battle Creek as a place to live	Excellent		3% N=17
			Good		46% N=286
			Fair		37% N=228
			Poor		15% N=94

Quality of Life	Please rate each of the following aspects of quality of life in Battle Creek.	The overall quality of life	Excellent		3% N=17
			Good		43% N=265
			Fair		34% N=210
			Poor		20% N=126
	Please indicate how likely or unlikely you are to do each of the following.	Recommend living in Battle Creek to someone who asks	Very likely		18% N=108
			Somewhat likely		36% N=216
			Somewhat unlikely		19% N=116
			Very unlikely		27% N=166
		Remain in Battle Creek for the next five years	Very likely		51% N=306
			Somewhat likely		23% N=135
			Somewhat unlikely		12% N=73
			Very unlikely		14% N=84
	Please rate each of the following in the Battle Creek community.	Overall image or reputation	Excellent		2% N=14
			Good		26% N=158
			Fair		36% N=219
			Poor		36% N=222
Safety	Please rate each of the following characteristics as they relate to Battle Creek as a whole.	Overall feeling of safety	Excellent		3% N=18
			Good		35% N=216
			Fair		40% N=247
			Poor		21% N=132
	Please rate how safe or unsafe you feel:	In your neighborhood during the day	Very safe		53% N=328
			Somewhat safe		32% N=200
			Neither safe nor unsafe		7% N=45
			Somewhat unsafe		6% N=40
			Very unsafe		1% N=8
		In Battle Creek's downtown/commercial area	Very safe		34% N=203

Safety	Please rate how safe or unsafe you feel:	In Battle Creek's downtown/commercial area during the day	Somewhat safe		36% N=219
			Neither safe nor unsafe		13% N=80
			Somewhat unsafe		13% N=78
			Very unsafe		3% N=20
		From property crime	Very safe		14% N=84
			Somewhat safe		40% N=241
			Neither safe nor unsafe		19% N=113
			Somewhat unsafe		18% N=109
			Very unsafe		9% N=51
		From violent crime	Very safe		20% N=121
			Somewhat safe		37% N=227
			Neither safe nor unsafe		14% N=89
			Somewhat unsafe		20% N=122
			Very unsafe		9% N=52
		From fire, flood, or other natural disaster	Very safe		39% N=224
			Somewhat safe		37% N=211
			Neither safe nor unsafe		16% N=91
			Somewhat unsafe		6% N=36
			Very unsafe		2% N=10
	Please rate the quality of each of the following services in Battle Creek.	Police services	Excellent		19% N=99
			Good		39% N=210
			Fair		31% N=167
			Poor		11% N=57
		Crime prevention	Excellent		6% N=32
			Good		32% N=168
			Fair		38% N=199

Safety	Please rate the quality of each of the following services in Battle Creek.	Crime prevention	Poor		24% N=123
		Animal control	Excellent		10% N=41
			Good		36% N=154
			Fair		31% N=129
			Poor		23% N=99
		Ambulance or emergency medical services	Excellent		30% N=132
			Good		45% N=197
			Fair		20% N=88
			Poor		6% N=24
		Fire services	Excellent		37% N=173
			Good		47% N=221
			Fair		13% N=63
			Poor		2% N=11
		Fire prevention and education	Excellent		27% N=103
			Good		40% N=154
			Fair		24% N=94
			Poor		9% N=37
		Emergency preparedness	Excellent		13% N=48
			Good		40% N=149
			Fair		30% N=113
			Poor		17% N=62
	Please rate how important, if at all, you think it is for the Battle Creek community to focus on each of the following in the coming two years.	Overall feeling of safety	Essential		51% N=313
			Very important		36% N=223
			Somewhat important		12% N=72
			Not at all important		1% N=3
Utilities	Please rate each of the following	Overall quality of the utility infrastructure	Excellent		5% N=31

Utilities	Please rate each of the following characteristics as they relate to Battle Creek as a whole.	Overall quality of the utility infrastructure	Good		37% N=221
			Fair		36% N=215
			Poor		23% N=136
	Please rate the quality of each of the following services in Battle Creek.	Affordable high-speed internet access	Excellent		10% N=53
			Good		34% N=175
			Fair		28% N=143
			Poor		27% N=138
		Garbage collection	Excellent		27% N=159
			Good		49% N=286
			Fair		17% N=97
			Poor		7% N=44
		Drinking water	Excellent		9% N=49
			Good		27% N=153
			Fair		30% N=167
			Poor		35% N=195
		Sewer services	Excellent		18% N=95
			Good		42% N=224
			Fair		30% N=161
			Poor		10% N=54
		Storm water management	Excellent		11% N=59
			Good		29% N=155
			Fair		35% N=185
			Poor		25% N=130
		Power (electric and/or gas) utility	Excellent		9% N=51
			Good		44% N=249
			Fair		33% N=188

Utilities	Please rate the quality of each of the following services in Battle Creek.	Power (electric and/or gas) utility	Poor		14% N=78
		Utility billing	Excellent		7% N=42
			Good		39% N=221
			Fair		30% N=168
			Poor		24% N=135
	Please rate how important, if at all, you think it is for the Battle Creek community to focus on each of the following in the coming two years.	Overall quality of the utility infrastructure	Essential		43% N=259
			Very important		40% N=243
			Somewhat important		17% N=102
			Not at all important		1% N=5

The City of Battle Creek 2025 Community Survey

Please complete this survey if you are the adult (age 18 or older) in the household who most recently had a birthday (the year of birth does not matter). Your responses are confidential and no identifying information will be shared.

1. Please rate each of the following aspects of quality of life in Battle Creek.

	<u>Excellent</u>	<u>Good</u>	<u>Fair</u>	<u>Poor</u>	<u>Don't know</u>
Battle Creek as a place to live.....	1	2	3	4	5
Your neighborhood as a place to live.....	1	2	3	4	5
Battle Creek as a place to raise children.....	1	2	3	4	5
Battle Creek as a place to work.....	1	2	3	4	5
Battle Creek as a place to visit.....	1	2	3	4	5
Battle Creek as a place to retire.....	1	2	3	4	5
The overall quality of life in Battle Creek.....	1	2	3	4	5
Sense of community	1	2	3	4	5

2. Please rate each of the following characteristics as they relate to Battle Creek as a whole.

	<u>Excellent</u>	<u>Good</u>	<u>Fair</u>	<u>Poor</u>	<u>Don't know</u>
Overall economic health of Battle Creek	1	2	3	4	5
Overall quality of the transportation system (auto, bicycle, foot, bus) in Battle Creek	1	2	3	4	5
Overall design or layout of Battle Creek's residential and commercial areas (e.g., homes, buildings, streets, parks, etc.)	1	2	3	4	5
Overall quality of the utility infrastructure in Battle Creek	1	2	3	4	5
(water, sewer, storm water, electric/gas)	1	2	3	4	5
Overall feeling of safety in Battle Creek.....	1	2	3	4	5
Overall quality of natural environment in Battle Creek.....	1	2	3	4	5
Overall quality of parks and recreation opportunities.....	1	2	3	4	5
Overall health and wellness opportunities in Battle Creek.....	1	2	3	4	5
Overall opportunities for education, culture, and the arts	1	2	3	4	5
Residents' connection and engagement with their community	1	2	3	4	5

3. Please indicate how likely or unlikely you are to do each of the following.

	<u>Very likely</u>	<u>Somewhat likely</u>	<u>Somewhat unlikely</u>	<u>Very unlikely</u>	<u>Don't know</u>
Recommend living in Battle Creek to someone who asks	1	2	3	4	5
Remain in Battle Creek for the next five years	1	2	3	4	5

4. Please rate how safe or unsafe you feel:

	<u>Very safe</u>	<u>Somewhat safe</u>	<u>Neither safe nor unsafe</u>	<u>Somewhat unsafe</u>	<u>Very unsafe</u>	<u>Don't know</u>
In your neighborhood during the day	1	2	3	4	5	6
In Battle Creek's downtown/commercial area during the day.....	1	2	3	4	5	6
From property crime.....	1	2	3	4	5	6
From violent crime.....	1	2	3	4	5	6
From fire, flood, or other natural disaster	1	2	3	4	5	6

5. Please rate the job you feel the Battle Creek community does at each of the following.

	<u>Excellent</u>	<u>Good</u>	<u>Fair</u>	<u>Poor</u>	<u>Don't know</u>
Making all residents feel welcome	1	2	3	4	5
Attracting people from diverse backgrounds.....	1	2	3	4	5
Valuing/respecting residents from diverse backgrounds	1	2	3	4	5
Taking care of vulnerable residents (elderly, disabled, homeless, etc.).....	1	2	3	4	5

6. Please rate each of the following in the Battle Creek community.

	<u>Excellent</u>	<u>Good</u>	<u>Fair</u>	<u>Poor</u>	<u>Don't know</u>
Overall quality of business and service establishments in Battle Creek	1	2	3	4	5
Variety of business and service establishments in Battle Creek.....	1	2	3	4	5
Vibrancy of downtown/commercial area	1	2	3	4	5
Employment opportunities	1	2	3	4	5
Shopping opportunities	1	2	3	4	5
Cost of living in Battle Creek.....	1	2	3	4	5
Overall image or reputation of Battle Creek	1	2	3	4	5

7. Please also rate each of the following in the Battle Creek community.

	<u>Excellent</u>	<u>Good</u>	<u>Fair</u>	<u>Poor</u>	<u>Don't know</u>
Traffic flow on major streets	1	2	3	4	5
Ease of public parking	1	2	3	4	5
Ease of travel by car in Battle Creek.....	1	2	3	4	5
Ease of travel by public transportation in Battle Creek.....	1	2	3	4	5
Ease of travel by bicycle in Battle Creek.....	1	2	3	4	5
Ease of walking in Battle Creek	1	2	3	4	5
Well-planned residential growth.....	1	2	3	4	5
Well-planned commercial growth.....	1	2	3	4	5
Well-designed neighborhoods.....	1	2	3	4	5
Preservation of the historical or cultural character of the community	1	2	3	4	5
Public places where people want to spend time	1	2	3	4	5
Variety of housing options.....	1	2	3	4	5
Availability of affordable quality housing.....	1	2	3	4	5
Overall quality of new development in Battle Creek.....	1	2	3	4	5
Overall appearance of Battle Creek	1	2	3	4	5
Cleanliness of Battle Creek	1	2	3	4	5
Water resources (beaches, lakes, ponds, riverways, etc.)	1	2	3	4	5
Air quality	1	2	3	4	5
Availability of paths and walking trails.....	1	2	3	4	5
Fitness opportunities (including exercise classes and paths or trails, etc.)....	1	2	3	4	5
Recreational opportunities	1	2	3	4	5
Availability of affordable quality food	1	2	3	4	5
Availability of affordable quality health care	1	2	3	4	5
Availability of preventive health services.....	1	2	3	4	5
Availability of affordable quality mental health care.....	1	2	3	4	5
Opportunities to attend cultural/arts/music activities	1	2	3	4	5
Community support for the arts	1	2	3	4	5
Availability of affordable quality childcare/preschool	1	2	3	4	5
K-12 education.....	1	2	3	4	5
Adult educational opportunities	1	2	3	4	5
Sense of civic/community pride	1	2	3	4	5
Neighborliness of residents in Battle Creek.....	1	2	3	4	5
Opportunities to participate in social events and activities.....	1	2	3	4	5
Opportunities to attend special events and festivals	1	2	3	4	5
Opportunities to volunteer.....	1	2	3	4	5
Opportunities to participate in community matters.....	1	2	3	4	5
Openness and acceptance of the community toward people of diverse backgrounds.....	1	2	3	4	5

8. Please indicate whether or not you have done each of the following in the last 12 months.

	<u>No</u>	<u>Yes</u>
Contacted the City of Battle Creek (in-person, phone, email, or web) for help or information	1	2
Contacted Battle Creek elected officials (in-person, phone, email, or web) to express your opinion.....	1	2
Attended a local public meeting (of local elected officials like City Commission, advisory boards, town halls, HOA, neighborhood watch, etc.)	1	2
Watched (online or on television) a local public meeting	1	2
Volunteered your time to some group/activity in Battle Creek.....	1	2
Campaigned or advocated for a local issue, cause, or candidate	1	2
Voted in your most recent local election.....	1	2
Used bus, rail, subway, or other public transportation instead of driving.....	1	2
Carpooled with other adults or children instead of driving alone.....	1	2
Walked or biked instead of driving.....	1	2

The City of Battle Creek 2025 Community Survey

9. Please rate the quality of each of the following services in Battle Creek.

	<u>Excellent</u>	<u>Good</u>	<u>Fair</u>	<u>Poor</u>	<u>Don't know</u>
Public information services	1	2	3	4	5
Economic development.....	1	2	3	4	5
Traffic enforcement	1	2	3	4	5
Traffic signal timing.....	1	2	3	4	5
Street repair.....	1	2	3	4	5
Street cleaning	1	2	3	4	5
Street lighting.....	1	2	3	4	5
Snow removal.....	1	2	3	4	5
Sidewalk maintenance.....	1	2	3	4	5
Bus or transit services	1	2	3	4	5
Land use, planning, and zoning	1	2	3	4	5
Code enforcement (weeds, abandoned buildings, etc.)	1	2	3	4	5
Affordable high-speed internet access	1	2	3	4	5
Garbage collection.....	1	2	3	4	5
Drinking water.....	1	2	3	4	5
Sewer services	1	2	3	4	5
Storm water management (storm drainage, dams, levees, etc.)	1	2	3	4	5
Power (electric and/or gas) utility	1	2	3	4	5
Utility billing	1	2	3	4	5
Police/Sheriff services.....	1	2	3	4	5
Crime prevention.....	1	2	3	4	5
Animal control	1	2	3	4	5
Ambulance or emergency medical services.....	1	2	3	4	5
Fire services.....	1	2	3	4	5
Fire prevention and education	1	2	3	4	5
Emergency preparedness (services that prepare the community for natural disasters or other emergency situations)	1	2	3	4	5
Preservation of natural areas (open space, farmlands, and greenbelts).....	1	2	3	4	5
Battle Creek open space.....	1	2	3	4	5
Recycling	1	2	3	4	5
Yard waste pick-up	1	2	3	4	5
City parks	1	2	3	4	5
Recreation programs or classes	1	2	3	4	5
Recreation centers or facilities	1	2	3	4	5
Public library services	1	2	3	4	5
Overall customer service by Battle Creek employees (police, receptionists, planners, etc.)	1	2	3	4	5

10. Please rate the following categories of Battle Creek government performance.

	<u>Excellent</u>	<u>Good</u>	<u>Fair</u>	<u>Poor</u>	<u>Don't know</u>
The value of services for the taxes paid to Battle Creek.....	1	2	3	4	5
The overall direction that Battle Creek is taking	1	2	3	4	5
The job Battle Creek government does at welcoming resident involvement...	1	2	3	4	5
Overall confidence in Battle Creek government	1	2	3	4	5
Generally acting in the best interest of the community	1	2	3	4	5
Being honest	1	2	3	4	5
Being open and transparent to the public	1	2	3	4	5
Informing residents about issues facing the community	1	2	3	4	5
Treating all residents fairly	1	2	3	4	5
Treating residents with respect.....	1	2	3	4	5

11. Overall, how would you rate the quality of the services provided by each of the following?

	<u>Excellent</u>	<u>Good</u>	<u>Fair</u>	<u>Poor</u>	<u>Don't know</u>
The City of Battle Creek	1	2	3	4	5
The Federal Government.....	1	2	3	4	5
The State of Michigan Government.....	1	2	3	4	5

12. Please rate how important, if at all, you think it is for the Battle Creek community to focus on each of the following in the coming two years.

	<u>Essential</u>	<u>Very important</u>	<u>Somewhat important</u>	<u>Not at all important</u>
Overall economic health of Battle Creek.....	1	2	3	4
Overall quality of the transportation system (auto, bicycle, foot, bus) in Battle Creek	1	2	3	4
Overall design or layout of Battle Creek's residential and commercial areas (e.g., homes, buildings, streets, parks, etc.)	1	2	3	4
Overall quality of the utility infrastructure in Battle Creek (water, sewer, storm water, electric/gas)	1	2	3	4
Overall feeling of safety in Battle Creek.....	1	2	3	4
Overall quality of natural environment in Battle Creek.....	1	2	3	4
Overall quality of parks and recreation opportunities.....	1	2	3	4
Overall health and wellness opportunities in Battle Creek.....	1	2	3	4
Overall opportunities for education, culture, and the arts	1	2	3	4
Residents' connection and engagement with their community	1	2	3	4

13. Please indicate how much of a source, if at all, you consider each of the following to be for obtaining information about the City government and its activities, events and services.

	<u>Major source</u>	<u>Minor source</u>	<u>Not a source</u>
City website (battlecreekmi.gov).....	1	2	3
Email newsletters.....	1	2	3
Text/email alerts	1	2	3
Social media (e.g., Facebook, Instagram, Nextdoor).....	1	2	3
AccessVision (TV or online).....	1	2	3
Local news outlets (TV, radio, newspaper).....	1	2	3
Printed mailers or flyers.....	1	2	3
Community events	1	2	3
Word of mouth/community groups (e.g., Neighborhood Planning Councils)	1	2	3
Other (please specify):.....	1	2	3

14. In general, how many times do you watch programming on AccessVision (TV or online)?

- ☐ Several times a day
- ☐ Once a day
- ☐ A few times a week
- ☐ Every few weeks
- ☐ Less often or never

The City of Battle Creek 2025 Community Survey

Our last questions are about you and your household.

Again, all of your responses to this survey are confidential and no identifying information will be shared.

D1. In general, how many times do you:

	Several times a day	Once a day	A few times a week	Every few weeks	Less often or never	Don't know
Access the internet from your home using a computer, laptop, or tablet computer	1	2	3	4	5	6
Access the internet from your cell phone	1	2	3	4	5	6
Visit social media sites such as Facebook, X (formerly Twitter), Nextdoor, etc.	1	2	3	4	5	6
Use or check email.....	1	2	3	4	5	6
Share your opinions online	1	2	3	4	5	6

D2. What impact, if any, do you think the economy will have on your family income in the next 6 months?

Do you think the impact will be:

- ☐ Very positive
 ☐ Somewhat positive
 ☐ Neutral
 ☐ Somewhat negative
 ☐ Very negative

D3. How many years have you lived in Battle Creek?

- ☐ Less than 2 years
☐ 2-5 years
☐ 6-10 years
☐ 11-20 years
☐ More than 20 years

D4. Which best describes the building you live in?

- ☐ Single-family detached home
☐ Townhouse or duplex (may share walls but no units above or below you)
☐ Condominium or apartment (have units above or below you)
☐ Mobile home
☐ Other

D5. Do you rent or own your home?

- ☐ Rent
☐ Own

D6. About how much is your monthly housing cost for the place you live (including rent, mortgage payment, property tax, property insurance, and homeowners' association (HOA) fees)?

- ☐ Less than \$300
 ☐ \$2,500 to \$3,999
☐ \$300 to \$599
 ☐ \$4,000 to \$6,999
☐ \$600 to \$999
 ☐ \$7,000 to \$9,999
☐ \$1,000 to \$1,499
 ☐ \$10,000 or more
☐ \$1,500 to \$2,499

D7. Do any children 17 or under live in your household?

- ☐ No
 ☐ Yes

D8. Are you or any other members of your household aged 65 or older?

- ☐ No
 ☐ Yes

D9. How much do you anticipate your household's total income before taxes will be for the current year? (Please include in your total income money from all sources for all persons living in your household.)

- ☐ Less than \$25,000
 ☐ \$100,000 to \$149,999
☐ \$25,000 to \$49,999
 ☐ \$150,000 to \$199,999
☐ \$50,000 to \$74,999
 ☐ \$200,000 to \$299,999
☐ \$75,000 to \$99,999
 ☐ \$300,000 or more

D10. In which category is your age?

- ☐ 18-24 years
 ☐ 55-64 years
☐ 25-34 years
 ☐ 65-74 years
☐ 35-44 years
 ☐ 75 years or older
☐ 45-54 years

D11. What is your gender?

- ☐ Woman
☐ Man
☐ Identify in another way

Thank you!

Please return the completed survey in the postage-paid envelope to:

National Research Center, Inc., PO Box 14050, Houston, TX 77221-9904